

19



Europäisches Patentamt
European Patent Office
Office européen des brevets

11 Publication number:

0 221 346
A1

12

EUROPEAN PATENT APPLICATION

21 Application number: 86113490.6

51 Int. Cl. 4: C07C 103/76 , C07C 103/78 ,
C07C 103/80 , A61K 31/165

22 Date of filing: 01.10.86

Claims for the following Contracting States:
AT-ES-GR

71 Applicant: WARNER-LAMBERT COMPANY
201 Tabor Road
Morris Plains New Jersey 07950(US)

30 Priority: 01.10.85 US 782763

72 Inventor: Connor, David T.
2453 Antietam
Ann Arbor, MI 48105(US)
Inventor: Flynn, Daniel L.
2700 Lakehurst
Ann Arbor, MI 48105(US)
Inventor: Cetenko, Wlaczslaw A.
3565 Greenbrier
Ann Arbor, MI 48105(US)
Inventor: Sircar, Jagadish C.
3615 Charter Place
Ann Arbor, MI 48105(US)
Inventor: Schwender, Charles F.
Box 597C Philhower Rd., RR No. 2
Callfon, NJ 07830(US)
Inventor: Johnson, Elizabeth A.
711 Meadowsweet Drive, Apt. 207
Corte Madera, CA 94925(US)
Inventor: Sorenson, Roderick J.
2820 Briarcliff
Ann Arbor, MI 48105(US)
Inventor: Unangst, Paul C.
3659 Middleton Drive
Ann Arbor, MI 48105(US)

43 Date of publication of application:
13.05.87 Bulletin 87/20

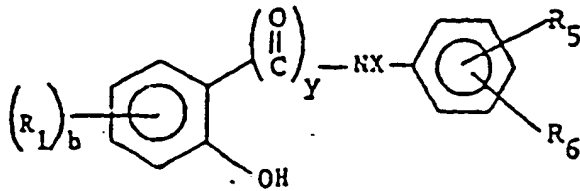
64 Designated Contracting States:
AT BE CH DE ES FR GB GR IT LI LU NL SE

74 Representative: Mansmann, Ivo
c/o Gödecke AG - Patentabteilung Postfach
569 - Mooswaldallee 1-9
D-7800 Freiburg(DE)

EP 0 221 346 A1

54 (N-substituted-2-hydroxy) benzamides and N-substituted-2-hydroxy-alpha-oxo-benzeneacetamides and pharmaceutical compositions thereof having activity as modulators of the arachidonic acid cascade.

57 The present invention relates to N-substituted 2-hydroxybenzamide and N-substituted 2-hydroxy-alpha-oxo-benzene acetamide having the formula



wherein

y one or two is

R₁ and R₅ represent a hydrogen atom or a substituent

b is zero to four

and

R₆ is an alkyl group having 6 to 20 carbon atoms, an eventually substituted aryl or aralkyl group or a group CH=CHR₄ or (CH₂)_n-CO-R₄ in which R₄ represents an eventually substituted phenyl group.

These compounds are usefull for the treatment of diseases in which products having lipoxxygenase enzyme activity contribute to the pathological condition. Selected novel intermediates are also the present invention.

(N-SUBSTITUTED-2-HYDROXY) BENZAMIDES AND N-SUBSTITUTED-2-HYDROXY- α -OXO-BENZENEACETAMIDES AND PHARMACEUTICAL COMPOSITIONS THEREOF HAVING ACTIVITY AS MODULATORS OF THE ARACHIDONIC ACID CASCADE

The present invention relates to novel compounds and pharmaceutical compositions for the treatment of diseases in which products of lipoxxygenase enzyme activity or the action of leukotrienes contribute to the pathological condition. Selected novel intermediates are also the present invention. The novel 2-hydroxybenzamides and N-substituted-2-hydroxy- α -oxo-benzeneacetamides of the present invention are lipoxxygenase inhibitors providing activity useful for treating asthma, allergies, cardiovascular diseases, migraines, and immunoinflammatory conditions.

More particularly, this invention concerns certain novel 2-hydroxybenzamides and novel 2-hydroxy- α -oxo-benzeneacetamides having the Formula I as defined below, pharmaceutical compositions having the novel 2-hydroxybenzamides and novel 2-hydroxy- α -oxobenzeneacetamides therein, and methods of use therefore in the treatment or amelioration of diseases in which products of lipoxxygenase enzyme activity or the reaction of leukotrienes contribute to the pathological condition. Lipoxxygenase enzymes are part of the arachidonic acid cascade.

Arachidonic acid serves as the biological precursor for a family of physiologically active eicosanoids. These include products derived from the action of cyclooxygenase such as the class of prostaglandin-E and -F compounds, thromboxanes, and prostacyclin, and products derived from the action of lipoxxygenase enzymes such as hydroxy-and hydroperoxyeicosatetraenoic acids and the leukotrienes.

Lipoxxygenase pathway products such as the leukotrienes B₄, C₄, D₄, and E₄, 5-hydroxyeicosatetraenoic acid, 5-hydroperoxyeicosatetraenoic acid, and 12-hydroxyeicosatetraenoic acid are involved in the condition recognized as inflammation, and in allergic and immune responses.

These lipoxxygenase products have been shown to be highly potent stereospecific inducers of polymorphonuclear leukocyte migration or chemotaxis, lysosomal enzyme release, and degranulation. Additionally, these products induce the contraction of smooth muscle such as vascular and pulmonary tissue, and induce the generation of additional inflammatory agents such as thromboxane A₂ and prostacyclin. Lipoxxygenase products also interact with vasodilator prostanoids and other mediators, leading to the enhancement or amplification of the inflammatory response.

Leukotrienes and the hydroxy-and hydroperoxyeicosatetraenoic acids play a major role in the pathogenesis of many disease conditions. These compounds have been found in synovial fluid of rheumatoid joints, in involved skin of psoriatic patients, in inflamed colonic tissue, and at elevated levels in ischemic myocardial tissue. They are also mediators of allergic and asthmatic conditions.

Compounds and pharmaceutical compositions in accordance with the present invention inhibit lipoxxygenase or the biosynthesis or biochemical action of leukotrienes and, therefore, are useful in the treatment or amelioration of a number of diseases whose pathogenesis involves the production of the leukotrienes and other lipoxxygenase-derived products. These lipoxxygenase inhibitors aid in the prevention of tissue damage and inflammation which result from infiltration of leukocytes, release of tissue-digesting lysosomal enzymes, and changes in the permeability and contractile state of smooth muscle tissue.

Specific conditions in which such lipoxxygenase-inhibiting compounds and pharmaceutical compositions in accordance with the present invention are useful include allergy; asthma; arthritis; skin disorders including psoriasis and acne; inflammation; inflammatory bowel diseases; pain; and cardiovascular disorders including myocardial ischemia and infarction, angina, arrhythmias, stroke, and atherosclerosis.

"Derivatives of 3-, 4-, and 5-phenylsalicylamides" by H. Jules, et al, J. Am. Pharm. Assoc., Sci. Ed. 45, 277-81 (1956) as reviewed in CA50:16715 describes selected phenylsalicylamides having a phenyl substituent on the phenyl moiety of the phenylsalicylamides and thus differing from the present invention.

Also falling within the scope of the present invention are the pharmaceutically acceptable acid and base addition salts of the compounds of the present invention.

The present invention are compounds of the Formula I and pharmaceutically acceptable salts thereof wherein:

(1) y is one or two;

(2) b is zero, one, two, three, or four;

(3) R₁ is selected from a group consisting of alkyl of from one to four carbons, inclusive, alkoxy of from one to four carbons, inclusive, thioalkoxy of from one to four carbons, inclusive, carbalkoxy of from two to four carbons, inclusive, alkanoyl of from one to four carbons, hydroxy, halogen, nitro, amino, mono- and di-alkylamino having each alkyl the same or different from one to four carbons, inclusive, phenyl, hydrogen,

carboalkoxyamido of from one to four carbons, inclusive, alkylsulfinyl of from one to four carbons, inclusive, alkylsulfonyl of from one to four carbons, inclusive, and where b is one then R₁ may also be -(CH=CH-CH=CH)-taken together with adjacent ring carbons to form a benzo radical;

5 (4) R₂ is hydrogen; halogen; alkyl of from one to four carbons, inclusive; alkoxy of from one to four carbons, inclusive; carbalkoxy of from two to four carbons, inclusive; hydroxy, halogen, or -(CH=CH-CH=CH)-taken together with adjacent carbons to form a benzo radical;

10 (5) R₃ is (a) alkyl of from six to twenty carbons, (b) -CH=CH-R₄, (c) -(CH₂)_nCOR₄, (d) -(CH₂)_n R₄, wherein n is zero to four, inclusive, and R₄ is phenyl, optionally substituted at the two through six positions by lower alkoxy carbonyl, carbalkoxy having alkoxy of from one to four carbons, inclusive, alkyl of from one to four carbons, alkoxy or thioalkoxy of from one to four carbons, inclusive, phenalkoxy of from one to four carbons in the alkoxy group, amino, monoalkyl or dialkyl amino having the alkyl of from one to four carbons, inclusive, alkanoylamino of from two to six carbons, inclusive, carboxyl, benzo, halogen, hydroxy, alkylsiloxy of from one to four carbons, inclusive, hydroxyalkyl of from one to four carbons, inclusive, alkanoyl of from one to four carbons, inclusive, nitro, or alkanesulfonamido of from one to four carbons, or (e) halogen;

15 (6) X is hydrogen or lower alkyl of from one to four carbons, inclusive.

One group of preferred compounds of Formula I include compounds wherein R₁ is hydrogen, y is 1, R₂ is H, and R₃ is alkyl of from 6 to 20 carbons, inclusive, or -(CH₂)_nR₄, wherein n is two and R₄ is phenyl optionally substituted by carboxyl, carboalkoxy of from one to four carbons, inclusive, chloro, alkoxy of from one to four carbons, inclusive, hydroxy, or phenyl; or the pharmaceutically acceptable acid or base addition salts thereof.

20 Another group of preferred compounds of Formula I include compounds wherein R₁ is hydrogen, y is 2, R₂ is hydrogen or the benzo radical; R₃ is alkyl of from 6 to 20 carbons, inclusive, or -(CH₂)_n-R₄, wherein n is 2 and R₄ is phenyl optionally substituted by lower alkoxy carbonyl; carboxyl, carboalkoxy wherein the alkoxy is from one to four carbons, inclusive, alkoxy of from one to four carbons, inclusive, hydroxy, or pharmaceutically acceptable acid or base addition salts.

Thus, the more preferred compounds of Formula I are:

N-[4-[2-(3,4-dimethoxyphenyl)ethyl]phenyl]-2-hydroxy- α -oxo-benzeneacetamide.
 N-[4-[2-(3,4-dihydroxyphenyl)ethyl]phenyl]-2-hydroxy- α -oxo-benzeneacetamide.
 N-[4-[2-(3,4-dihydroxyphenyl)ethyl]phenyl]-2-hydroxy-benzamide.
 30 N-[4-[2-(3,4-dihydroxyphenyl)ethyl]phenyl]-2-hydroxy-4-methylbenzamide.
 N-[4-[2-(3,4-dihydroxyphenyl)ethyl]phenyl]-3-(1,1-dimethylethyl)-2-hydroxy- α -oxobenzeneacetamide.
 N-[4-[2-(3,4-dihydroxyphenyl)ethyl]phenyl]-2-hydroxy-4-methoxybenzamide.
 N-[4-[2-(3,4-dihydroxyphenyl)ethyl]phenyl]-2-hydroxy-N,4-dimethylbenzamide.

35 The present invention is also a pharmaceutical composition comprising an effective amount of a compound having the Formula I as defined above together with a pharmaceutically acceptable carrier. An effective amount is the amount useful for treating or ameliorating a number of diseases or conditions comprising an inhibition of a lipoxxygenase effect. The diseases or conditions are readily recognized for the pathogenesis affected by lipoxxygenase effect, and are recited specifically above.

40 Thus, in accordance with the present invention, another aspect of the invention, is a method of use of a compound of general formula I for the manufacture of medicaments for the treatment or amelioration of diseases or conditions as denoted above.

45 The antiasthma and anti-allergic activity of the compounds of general formula I make them useful for the treatment of hypersensitivity reaction having broad symptoms. For example, the symptoms may include dermatitis, lacrimation, nasal discharge, coughing, sneezing, nausea, vomiting, diarrhea, difficulty in breathing, pain, inflammation, and in severe cases, anaphylactic shock and circulatory collapse. The symptoms may be found in man as well as other animals suffering from bronchial asthma, seasonal pollinosis (e.g., hayfever), allergic rhinitis, urticaria, allergic conjunctivitis, food allergies, and anaphylactoid reactions.

50 Likewise, the compounds of Formula I are useful for the treatment of cardiovascular disorders, particularly ischemia and myocardial infarctions. The symptoms of a subject having a cardiovascular disorder may be determined by special diagnostic procedures directed to subjects having a history, general physical appearance and then detailed deviations from normal appearances suggesting a cardiovascular disorder. Such disorders are also found in man as well as other mammals. Symptoms of the disorders are described extensively in The Merck Manual 14th ed, (1982).

55 Further, the compounds of Formula I are useful for the treatment of migraine and inflammation. The symptoms requiring treatment for these purposes are also readily recognized, particularly for migraine in man and/or inflammation in man as well as other mammals.

Pharmaceutical compositions which are also the present invention are prepared from the compound of Formula I and salts thereof described as the present invention having inert pharmaceutical carriers. The compositions may be either solid or liquid.

A physician or veterinarian of ordinary skill readily determines a subject who is exhibiting symptoms described herein. Regardless of the route of administration selected, the compounds of the present invention are formulated into pharmaceutically acceptable dosage forms by conventional methods known to the pharmaceutical art.

The compounds can be administered in such oral unit dosage forms such as tablets, capsules, pills, powders, or granules. They also may be administered rectally or vaginally in such forms as suppositories or bougies; they may also be introduced parenterally (e.g., subcutaneously, intravenously, or intramuscularly), using forms known to the pharmaceutical art. They are also introduced directly to an affected area (e.g., in the form of eye drops or by inhalation). For the treatment of asthma or allergies such as erythema, and inflammatory skin disorders (psoriasis), the compounds of the present invention may also be administered topically in the form of ointments, creams, gels, or the like.

An effective but nontoxic quantity of the compound is employed in treatment. The ordinarily skilled physician or veterinarian will readily determine and prescribe the effective amount of the compound to prevent or arrest the progress of the condition for which treatment is indicated. In so proceeding, the physician or veterinarian could employ relatively low dosages at first, subsequently increasing the dose until a maximum response is obtained.

Initial dosages of the compounds of the invention having Formula I are ordinarily in the area of 10 mg up to 2 g per day orally, preferably 10 mg to 500 mg per dose orally, given from one to four times daily or as needed. When other forms of administration are employed equivalent doses are administered.

The compounds of the invention are capable of forming both pharmaceutically acceptable acid addition and/or base salts. Base salts are formed with metals or amines, such as ammonium, alkali, and alkaline earth metals or organic amines. Examples of metals used as cations are sodium, potassium, magnesium, calcium, and the like. Examples of suitable amines are N,N'-dibenzylethylenediamine, chlorprocaine, choline, diethanolamine, ethylenediamine, N-methylflucamine, and procaine.

Pharmaceutically acceptable acid addition salts are formed with organic and inorganic acids.

Examples of suitable acids for salt formation are hydrochloric, sulfuric, phosphoric, acetic, citric, malonic, salicylic, malic, gluconic, fumaric, succinic, ascorbic, maleic, methanesulfonic, arginine, and the like. The salts are prepared by contacting the free base form with a sufficient amount of the desired acid to produce either a mono or di, etc salt in the conventional manner. The free base forms may be regenerated by treating the salt form with a base. For example, dilute solutions of aqueous base may be utilized. Dilute aqueous sodium hydroxide, potassium carbonate, ammonia, and sodium bicarbonate solutions are suitable for this purpose. The free base forms differ from their respective salt forms somewhat in certain physical properties such as solubility in polar solvents, but the salts are otherwise equivalent to their respective free base forms for purposes of the invention.

The compounds of the invention can exist in unsolvated as well as solvated forms, including hydrated forms. In general, the solvated forms, including hydrated forms and the like are equivalent to the unsolvated forms for purposes of the invention.

Finally, the methods of preparation and selected novel intermediates for preparation for compounds of Formula I as defined above are also the present invention.

Generally, a method of preparation of the compounds of Formula I as defined above can be accomplished as shown in Scheme I wherein R₁, b, Y, X, and R₂, and R₃ are as defined above and R is hydrogen, lower alkyl, or phenyl.

When R is hydrogen preparation of the compound of Formula I wherein y is one, is shown in Scheme I (A). The preparation may be accomplished by reacting the salicylic acid of Formula II wherein R is hydrogen with dicyclohexylcarbodiimide or carbonyldiimidazole and the desired compound of Formula III in an inactive solvent, such as tetrahydrofuran, methylene chloride, or ethylene dichloride or mixtures thereof under nitrogen at from about 0°C to about room temperature for from 50 minutes to 24 hours. Optimum conditions vary within reasonable experimentation depending upon the reactants.

Alternatively, when R is lower alkyl or phenyl the preparation of the compound of Formula I wherein y is one or two shown in Scheme I (A) may be accomplished by reacting the ester of Formula II wherein R is lower alkyl or phenyl in the presence of butyl lithium, diisopropylamine, and the desired aniline of Formula III. An inert organic solvent such as tetrahydrofuran is used in the reaction which is maintained at ice bath temperature with an ice bath for from ten minutes to two hours. See, for example, K. W. Yank, et al, Tetrahedron Letters, 1791 (1970).

According to Scheme I (B) a slight excess of the compound of the Formula II, wherein R₁ and b are as defined above, is heated with the compound of Formula III at from 24° to 240°C, preferably of from 140° to 210°C under argon for about two to five hours.

5 Additionally, the compound of Formula I can be prepared by the method shown in Scheme I (C) where a slight excess of the compound of Formula II, is reacted with a compound of Formula III in a nonprotic solvent such as tetrahydrofuran, and the like.

Specific variations within the above general description may include, for example, preparation of compounds of Formula I wherein R₁ includes phenyl optionally substituted by at least one hydroxy group by treatment of corresponding methoxy groups with boron tribromide, hydrobromic acid or trimethylsilyliodide using appropriate conditions. Preferred solvents are dichloroethane or dichloromethane. For example, see 10 also M. V. Bhatt and S. U. Kulkarni, Synthesis (4), 249 (1983) for a review of the cleavage of ethers.

The intermediates of Formula III wherein R₂ is alkyl of from six to twenty carbons, inclusive, are known or can be readily prepared by an ordinarily skilled artisan. However, the novel intermediate of Formula III wherein R₂ is -CH=CH-R₁ and -(CH₂)_nR₁ or (CH₂)_nCOR₁ are prepared by a synthetic sequence as shown for 15 III₁, III₂, and III₃ in Schemes III or IV, respectively. More specifically, the compound of Formula IV₁, wherein R₁ are the optional substituents for the phenyl as defined above for R₁, b is an integer of from zero to five, and R₂ is as defined above; is prepared in a manner shown in Scheme III which is analogous to the method disclosed by P. Pfeiffer and S. Sergiewskaya, Ber., 44:1109 (1911). Subsequent reduction of compounds of Formula IV₁ is accomplished by either H₂ and Raney nickel or iron and hydrochloric acid or dithionite to produce the compound of Formula III₁, or Formula III₂, respectively, wherein R₁ and R₂ are as defined above. 20 The reduction is carried out in conditions within the ranges known for the reagents. Reduction of IV₁ by catalytic hydrogenation using a Raney nickel catalyst within the range of conditions known for this reduction produces compounds of Formula III₂ reducing both the nitro-moiety and unsaturation of the hydrocarbon chain in -CH=CH-R₁ of the R₂ definition with the compound of Formula I above. Reduction of IV₁ with iron and HCl or dithionite selectively reduces the nitro moiety.

Intermediate compounds of Formula III₁ wherein R₁ and R₂ are as defined above are obtained by catalytic addition of H₂ to the compound of Formula IV₂ over a palladium/carbon catalyst using conditions within those known or without unreasonable experimentation for hydrogenation using H₂ with these catalysts. Scheme IV shows the hydrogenation of the intermediate precursor having Formula IV₂ to obtain III₁. The 30 compounds of Formula IV₂ having R₁ and R₂ as defined above are prepared in a manner analogous to known Friedel-Crafts acylation methods as disclosed by Tackod, et al, J. Karntack Univ., 3: 78-80 (1958).

The intermediates of Formula II wherein R₁, b, and R₂ are as defined above and y is one are known or are synthesized by a process analogous to those known in the art. The intermediates of Formula II wherein R₁, b, and R₂ are as defined above and y is two, generally, are prepared by reacting a salicylaldehyde type 35 compound of Formula XXII with trimethylsilyl cyanide in the presence of a trace amount of zinc iodide at a temperature of about 0°C to +25°C, preferably 0° to 10°C for about four to twelve hours in an inert atmosphere. The treatment of salicylaldehyde is analogous to the Showalter and Haskell, J. Heterocyclic Chem., 18, 367 (1981), disclosure. The resulting α,2-bis(trimethylsiloxy)benzeneacetonitrile having an (R₁)-substituent defined above and as shown by Formula XII is added at the rate of one equivalent over a 20 to 40 30 minute period to hexamethyldisilazane which is previously treated at about 0°C under an inert atmosphere with from one to slightly more than one equivalent of n-butyllithium and after the treated hexamethyldisilazane is stirred at about 10°C for from 10 to 30 minutes and then cooled to at least about -78°C. The mixture of α,2-bis(trimethylsiloxy)benzeneacetonitrile with treated and stirred hexamethyldisilazane is stirred for an additional hour. Lower alkyl, preferably methyl or ethyl chloroformate is added to the 45 mixture, stirred, and then warmed. See Scheme V.

Compounds of Formula I wherein X is lower alkyl may be prepared by a process step analogous to known methods.

Under certain circumstances it is necessary to protect either the N or O of intermediates in the above noted process with suitable protecting groups which are known. Introduction and removal of such suitable 50 oxygen and nitrogen protecting groups are well known in the art of organic chemistry; see for example "Protective Groups in Organic Chemistry," J. F. W. McOmie, ed., (New York, 1973), pages 43ff, 95ff; J. F. W. McOmie, Advances in Organic Chemistry, Vol. 3, 191-281 (1963); R. A. Borssenas, Advances in Organic Chemistry, Vol. 3, 159-190 (1963); and J. F. W. McOmie, Chem. & Ind., 603 (1979).

Examples of suitable oxygen protecting groups are benzyl, t-butyldimethylsilyl, ethoxyethyl, and the 55 like. Protection of an N-H containing moiety is necessary for some of the processes described herein for the preparation of compounds of this invention. Suitable nitrogen protecting groups are benzyl, triphenylmethyl, trialkylsilyl, trichloroethylcarbamate, trichloroethoxycarbonyl, vinyloxycarbamate, and the like.

Under certain circumstances it is necessary to protect two different oxygens with dissimilar protecting groups such that one can be selectively removed while leaving the other in place. The benzyl and t-butyldimethylsilyl groups are used in this way; either is removable in the presence of the other, benzyl being removed by catalytic hydrogenolysis, and t-butyldimethylsilyl being removed by reaction with, for example, tetra-n-butylammonium fluoride.

In the process described herein for the preparation of compounds of this invention the requirements for protective groups are generally well recognized by one skilled in the art of organic chemistry, and accordingly the use of appropriate protecting groups is necessarily implied by the processes of the charts herein, although not expressly illustrated.

The products of the reactions described herein are isolated by conventional means such as extraction, distillation, chromatography, and the like.

The salts of compounds of Formula I described above are prepared by reacting the appropriate base or acid with a stoichiometric equivalent of the acid phenol or N base compounds of Formula I, respectively, to obtain pharmaceutically acceptable salts thereof.

By the term, "alkyl of from 6 to 20 carbons, inclusive" is meant any branched or unbranched saturated hydrocarbon grouping having the noted number of carbons, such as hexyl, heptyl, octyl, nonyl, decyl, dodecyl, and the like, and isomers thereof.

The term "alkoxy of from one to four carbons, inclusive" means methoxy, ethoxy, propoxy, or butoxy, and isomers thereof attached to the parent molecular residue through an oxygen atom. Thioalkoxy of from one to four carbons, inclusive, is the same except attached through a sulfur atom.

The term "monoalkyl- or dialkyl-amino having of from one to four carbons, inclusive," means respectively, one or two alkyl groups, as previously defined for of from one to four carbons, inclusive, attached to the parent molecular residue through a nitrogen atom.

The term "alkanoyl of from one to four carbons, inclusive," means a branched or unbranched alkyl, as previously defined for or from one to four carbons, inclusive, attached to the parent molecule residue through the carbonyl group.

The term "hydroxyalkyl of from one to four carbons, inclusive," is an hydroxy attached through an alkyl group, as previously defined for of from one to four carbons, to the parent molecular residue.

The term "alkanoylamino of from two to six carbons, inclusive," means an alkanoyl, as previously defined by including also pentyl or hexyl and isomers thereof among the alkyl attached to the parent molecule residue through the amino group.

The term "carboxyalkoxy having alkoxy of from one to four carbons, inclusive," means an alkyl, as previously defined for alkyl of from one to four carbons, inclusive, attached to the oxygen atom of an ester group, through which the alkyl is attached to the parent molecular residue.

"Halogen" means fluorine, chlorine, bromine, iodine, or trifluoromethyl.

"Carboalkoxyamide of from one to four carbons, inclusive," means an alkyl, as defined above for or from one to four carbons, inclusive, attached to the oxygen atom of an urethane group which is in turn attached to the parent molecule residue through an amino group.

"Alkyl sulfinyl" and "alkyl sulfonyl" are respectively, an alkyl attached to the parent residue molecule through a sulfinyl and sulfonyl group.

EXAMPLES

The invention is further elaborated by the representative examples as follows. Such examples are not meant to be limiting thereto.

I. Preparation of compounds of Formula IV

A. For compounds of Formula IV, see Scheme II.

PREPARATION A

1,2-Dimethoxy-4-[2-(4-nitrophenyl)ethenyl]benzene (See Scheme II, Formula IV., R₁ is 1,2-dimethoxy, R₂ is hydrogen)

5

A mixture of 272 g (1.5 mole) of p-nitrophenylacetic acid and 249 g (1.5 mole) of 3,4-dimethoxybenzaldehyde in a 2.0 l nitrogen-filled flask is heated to 60°C (temperature of reaction mixture) on the steam bath. Piperidine (150 ml; 129 g, 1.52 mole) is added to the warm reaction mixture in small portions over 15 minutes. After ~50 ml of piperidine is added, a mild exotherm developed, and the temperature of the reaction mixture rose to 95°C without external heating. The steam bath is replaced by a heating mantle, and the mixture is heated to reflux over 15 minutes, then maintained at 110-120°C for four hours. The reaction mixture is cooled to 70°C and stirred vigorously while 500 ml of methanol is added. After cooling the mixture in ice, the precipitate that formed is filtered, stirred in 1.0 l. of fresh methanol, and refiltered. There is obtained 219 g (51% yield) of olefin product, mp 132-134°C.

15

PREPARATION B

1,2-Dichloro-4-[2-(4-nitrophenyl)ethenyl]benzene (See Scheme II, Formula IV., wherein R₁ is 1,2-dichloro, and R₂ is hydrogen)

20

Prepared by the procedure described in Preparation A, from p-nitrophenylacetic acid (125 g, 0.69 mole) and 3,4-dichlorobenzaldehyde (121 g, 0.69 mole). There was obtained 70 g (35% yield) of the product, mp 197-199°C.

25

In a manner analogous to that found in above preparation using appropriate starting materials, the following compounds are prepared (see Scheme II).

PREPARATION C

30

4-[2-[(4-Nitrophenyl)ethenyl]][1,1'-biphenyl] mp 238-239°C

PREPARATION D

35

1-Methoxy-4-[2-(4-nitrophenyl)ethenyl]-2-(phenylmethoxy)benzene, mp 139-144°C

PREPARATION E

40

1,2-Dimethyl-4-[2-(4-nitrophenyl)ethenyl]benzene, mp 113-115°C

PREPARATION F

1,3-Dimethoxy-5-[2-(4-nitrophenyl)ethenyl]benzene, mp 145-146°C

45

PREPARATION G

2-[2-(4-nitrophenyl)ethenyl]naphthalene, mp 168-170°C

PREPARATION H

50

1,2,3-Trimethoxy-5-[2-(4-nitrophenyl)ethenyl]benzene, mp 192-195°C

PREPARATION I

55

1,2-Dimethoxy-3-[2-(4-nitrophenyl)ethenyl]benzene, mp 143-145°C

PREPARATION J

2,4-Dimethoxy-1-[2-(4-nitrophenyl)ethenyl]benzene, mp 107-110°C

5 PREPARATION K

1,2-Dimethoxy-4-[2-(2-nitrophenyl)ethenyl]benzene, mp 134-137°C

PREPARATION L

10

1,2-Dibenzyloxy-4-[2-(4-nitrophenyl)ethenyl]benzene

p-Nitrophenyl acetic acid (29.2 g, 161 mmole) and 3,4-dibenzyloxybenzaldehyde (51.9 g, 163 mmole) are mixed with piperidine (16 ml), and heated for three hours under a dean stark trap. The product is
15 recrystallized from methanol to afford 36.0 g (51%) of 1,2-dibenzyloxy-4-(nitrophenyl)ethenyl]benzene, mp 138-141°C.

B. For compounds of Formula IV₂ see Scheme IV

20 PREPARATION M

N-[2-Methoxy-5-[(4-nitrophenyl)acetyl]phenyl]acetamide (See Scheme IV, Formula IV₂ Wherein R₁ is 2-methoxy and Acetamide, n is one, and R₂ is hydrogen)

25 A mixture of anhydrous AlCl₃ (36 g, 270 mmol) and 50 ml of CH₂Cl₂ is cooled to 0° in an ice bath. 2-Acetylanisidine (33 g, 200 mmol) is added to the stirring mixture. A solution of 39.9 g (200 mmol) of 4-nitrophenylacetyl chloride in 130 ml of CH₂Cl₂ is added slowly to the cooled reaction mixture. The reaction mixture is stirred at 0°C for 0.75 hour and 22 hours at room temperature. The reaction mixture is poured
30 onto a mixture of 800 ml ice and 40 ml concentrated hydrochloric acid and allowed to stir for 1.25 hours before extraction with CH₂Cl₂. The CH₂Cl₂ extract is evaporated to a dark oily residue which crystallized from MeOH to give 28 g (52%) of a yellow solid. Further recrystallization from MeOH gave the pure product, mp 200-203°C.

In a manner analogous to that found above in Preparation M using appropriate starting materials the following compounds of Formula IV₂ are prepared.

35

PREPARATION N

1-(3,4-Dimethoxyphenyl)-3-(4-nitrophenyl)propanone, mp-126-132°C

40

PREPARATION O

1-(3,4-Dimethoxyphenyl)-4-(4-nitrophenyl)butanone, mp 109-112°C

45 II. Preparation of Compounds of Formula III

A. For compounds of Formula III₁ and III₂ see Scheme III.

50

55

PREPARATION 1

4-[2-(3,4-Dimethoxyphenyl)ethyl]benzeneamine (See Scheme III Formula III, Wherein R₁ is 3,4-dimethoxy, and R₂ is Hydrogen

5

A mixture of 19.4 g (0.068 mole) of 1,2-dimethoxy-4-[2-(4-nitrophenyl)ethenyl]benzene as prepared in Preparation A above, and 0.20 g 10% Pd/C catalyst in 200 ml of N,N-dimethylformamide is hydrogenated at 55 psig H₂ pressure for 16 hours. The catalyst is removed by filtration, and the filtrate is evaporated. Recrystallization of the residue from methanol yielded 12.3 g (70% yield) of the amine product, mp 116-117°C.

10

PREPARATION 2

4-[2-(3,4-Dichlorophenyl)ethyl]benzenamine (See Scheme III, Formula III, Wherein R₁ is 3,4-dichloro, R₂ is two, and R₃ is Hydrogen)

15

A mixture of 62.3 g (0.21 mole) of 1,2-dichloro-4-[2-(4-nitrophenyl)ethenyl]benzene as prepared in Preparation B above, and 2.0 g of Raney Nickel catalyst in 935 ml of tetrahydrofuran is hydrogenated at 65 psig H₂ pressure for 20 hours. The catalyst is removed by filtration, and the filtrate is evaporated. Recrystallization of the residue from hexane/dichloromethane yields 49 g (87% yield) of the amine product, mp 73-75°C.

20

In a manner analogous to that found above in Preparations 1 and 2 using appropriate starting materials. The following compounds of Formula III₂ are prepared.

25

PREPARATION 3

4-[2-(1,1'-Biphenyl)-4-ylethyl]benzenamine, mp 109-111°C

30

PREPARATION 4

4-[2-(2-Naphthyl)ethyl]benzeneamine, mp 123-125°C

35

PREPARATION 5

4-[2-(3-Hydroxy-4-methoxyphenyl)ethyl]benzeneamine, mp 152-154°C

PREPARATION 6

40

4-[2-(3-Methoxyphenyl)ethyl]benzenamine, mp 49-51°C

PREPARATION 7

45

4-[2-(2,3-Dimethoxyphenyl)ethyl]benzenamine•HCl, mp 135-136°C

The starting material, 1,2-dimethoxy-3-[2-(4-nitrophenyl)ethenyl]benzene, is as prepared in Preparation I above.

50

PREPARATION 8

4-[2-(2,4-Dimethoxyphenyl)ethyl]benzenamine, mp 56-58°C

55

The starting material, 2,4-dimethoxy-1-[2-(4-nitrophenyl)ethenyl]benzene, is as prepared in Preparation J above.

PREPARATION 9

4-[2-(3,4,5-Trimethoxyphenyl)ethyl]benzenamine, mp 91-93°C

5 The starting material, 1,2,3-trimethoxy-5-[2-(4-nitrophenyl)ethenyl]benzene, is as prepared in Preparation H above.

PREPARATION 10

10

4-[2-(3,5-Dimethoxyphenyl)ethyl]benzenamine•HCl, mp 155-157°C

The starting material, 1,3-dimethoxy-4-[2-(4-nitrophenyl)ethenyl]benzene, is prepared in a manner analogous to Preparations A through K.

15

PREPARATION 11

4-[2-(2-Chlorophenyl)ethyl]benzenamine•HCl, mp 208-211°C

20

The starting material, 2-chloro-1-[2-(4-nitrophenyl)ethenyl]benzene, is prepared in a manner analogous to Preparations A through K.

25 PREPARATION 12

4-[2-(2-Methylphenyl)ethyl]benzenamine•HCl, mp 171-173°C

30 The starting material, 2-methyl-1-[2-(4-nitrophenyl)ethenyl]benzene, is prepared in a manner analogous to Preparations A through K.

PREPARATION 13

35 4-[2-(4-Butoxyphenyl)ethyl]benzenamine, mp 58-59°C

The starting material, 4-butoxy-1-[2-(4-nitrophenyl)ethenyl]benzene, is prepared in a manner analogous to Preparations A through K.

40

PREPARATION 14

2-[2-(3,4-Dimethoxyphenyl)ethyl]benzenamine, mp 58-60°C

45 The starting material, 1,2-dimethoxy-4-[2-(2-nitrophenyl)ethenyl]benzene, is as prepared in Preparation K above.

PREPARATION 15

50

N-[2-methoxy-5-[(4-aminophenyl)ethyl]phenyl]acetamide, mp 135-140°C

The starting material, N-[2-methoxy-5-[(4-nitrophenyl)ethenyl]phenyl]acetamide, is prepared in a manner analogous to the methods of Preparations A through K.

55

PREPARATION 16

4-[3-(3,4-dimethoxyphenyl)propyl]benzenamine, mp 54-57°C

5 The starting material, 1,2-dimethoxy-4-[3-(4-nitrophenyl)prop-2-enyl]benzene, is prepared in a manner analogous to Preparations A through K above.

PREPARATION 17

10 4-[4-(3,4-Dimethoxyphenyl)butyl]benzamine, mp 97-100°C

The starting material, 1,2-dimethyl-4-[4-(4-nitrophenyl)but-3-enyl]benzene is prepared in a manner analogous to Preparations A through K above.

15 B. An alternate method of preparation for a compound of Formula III wherein R_4 is $(CH_2)_n-R_4$ wherein n is one or two is as follows.

PREPARATION 18

20 4-[(3,4-Dimethoxyphenyl)methyl]aniline

Mixture of glacial acetic acid (100 ml), 20% Pd/C catalyst (0.5 g) and 3,4-dimethoxy-4'-nitrobenzophenone (Tadkod, Kulkarni, and Nargund, J. Karnatak Univ., 3, 78-80 (1958)) (5.4 g, 18.8 mmol) is hydrogenated at 52 psi for about five hours.

25 Concentrated H_2SO_4 (1.1 ml) and additional 20% Pd/C (0.5 g) are added and the hydrogenation is continued until five equivalents are consumed (21.2 hours). Potassium acetate (2 g, 20 mmol) is added to the mixture and the catalyst is removed by filtration through celite. The filtrate is acidified with concentrated HCl (1.7 ml), concentrated in vacuo to a residual oil and dissolved in 10% HCl (400 ml). The acidic solution is washed with Et_2O (2 x 400 ml) and CH_2Cl_2 (1 x 100 ml) and then basified with Na_2CO_3 . The aqueous fraction was extracted with CH_2Cl_2 and the CH_2Cl_2 extract was dried with Na_2SO_4 . Evaporation of the volatile solvent in vacuo gave 4.4 g (96%) of crude oily product which crystallized upon standing. The analytical amine was obtained by column chromatography; yield, 1.58 g (35%), mp 101-104.

C. For a salt of a compound of Formula III.

PREPARATION 19

40 4-[2-(3,4-Dihydroxyphenyl)ethyl]benzenamine as an acetate salt, mp 216-218°C

A mixture of 20 g (78 mmol) of 4-[2-(3,4-dimethoxyphenyl)ethyl]aniline which is prepared in Preparation 1 above and 300 ml of 48% hydrobromic acid is stirred at reflux under nitrogen for seven hours and at room temperature overnight. The resultant precipitate is collected, washed with ether, and redissolved in 1 N NaOH. The solution is acidified to pH 6 with glacial HOAc and the resultant precipitate is collected as crude product. Recrystallization from H_2O and then from MeOH yields the 4-[2-(3,4-dihydroxyphenyl)ethyl]benzenamine as an acetate salt; yield, 13.4 g (76%), mp 216-218°C.

D. For protected substituents on compounds of Formula III.

PREPARATION 20

4-(3,4-Trimethylsilyloxyphenethyl)aniline

5 A mixture of 4-(3,4-dihydroxyphenethyl)aniline (34.39 g, 0.15 mole) and hexamethyldisilazane (24.2 g, 0.15 mole) is heated in a wax bath at 120-160°C for 3.75 hours under nitrogen, to give dark colored oily residue, which is chromatographed on silica gel (160 g). Elution with chloroform gives oily product (47.1 g 84%) of satisfactory purity for the next step.

10

PREPARATION 21

4-[2-(3,4-dibenzyloxyphenyl)ethyl]benzeneamine

15 The 1,2-dibenzyloxy-4-[2-(4-nitrophenyl)ethenyl]benzene (10 g, 22 mmole) is dissolved in methanol (50 ml), THF (100 ml) and reacted with Ra-Ni (1.5 g). Reduction under a pressure of 512 psi at 19.5°C affords 5.9 g (60%) of 4-[2-(3,4-dibenzyloxyphenyl)ethyl]benzenamine, mp 97-101°C.

20 PREPARATION 22

N-formyl-4-[2-(3,4-dibenzyloxyphenyl)ethyl]benzenamine

25 The 4-[2-(3,4-dibenzyloxyphenyl)ethyl]benzenamine (4.5 g, 11 mmole) is dissolved in toluene (75 ml) containing formic acid (0.51 g, 11 mmole) and refluxed for two hours. The reaction mixture is evaporated to dryness, and the residue is recrystallized from toluene to afford 4.7 g (97%) of N-formyl-4-[2-(3,4-dibenzyloxyphenyl)ethyl]benzenamine, mp 119-122°C.

30 PREPARATION 23

N-Methyl-4-[2-(3,4-dibenzyloxyphenyl)ethyl]benzenamine

35 LAH (0.25 g, 6.5 mmole) is added to dry THF (20 ml) under an inert atmosphere, then cooled to -4°C - (ice/water bath). N-formyl-4-[2-(3,4-dibenzyloxyphenyl)ethyl]benzenamine (2.9 g, 6.5 mmole) is dissolved in dry THF (20 ml) and added via cannula dropwise to the LAH/THF suspension. The reaction is stirred for 20 hours at ambient temperature under an inert atmosphere. Water (0.25 ml) followed by 15% NaOH (0.25 ml) and finally water (0.75 ml) is added to the reaction mixture. The mixture is filtered, diluted with 0.5 volume of ether, and the organics are washed with brine and then dried (Na₂SO₄). Concentration affords 1.9 g (70%) of N-methyl-4-[2-(3,4-dibenzyloxyphenyl)ethyl]benzenamine, mp 61-65°C, of sufficient purity for further use.

45 PREPARATION 24

N-formyl-4-[2-(3,4-dimethoxyphenyl)ethyl]benzenamine

50 The 4-[2-(3,4-dimethoxyphenyl)ethyl]benzenamine (9.9 g, 38.9 mmole) is dissolved in toluene (125 ml) containing formic acid (5.0 g, 108 mmole) and refluxed for one hour. The reaction mixture is cooled to room temperature and evaporated to dryness. Recrystallization of the residue from toluene affords 11.0 g - (82%) of N-formyl-4-[2-(3,4-dimethoxyphenyl)ethyl]benzenamine, mp 128-130°C.

55

PREPARATION 25

N-methyl-4-[2-(3,4-dimethoxyphenyl)ethyl]benzeneamine

5 LAH (1.2 g, 31.6 mole) is added to dry THF (35 ml) under an inert atmosphere then cooled to about 4°C (ice/water bath). N-formyl-4-[2-(3,4-dimethoxyphenyl)ethyl]benzenamine (9.0 g, 31.5 mole) is dissolved in dry THF (35 ml) and added dropwise via a cannula to the LAH/THF suspension. The reaction is stirred for 20 hours at ambient temperature. Water (1.2 ml) is added followed by 15% NaOH (1.2 ml) and finally water (3.6 ml). The mixture is filtered and the filtrate is diluted with 0.5 volume of ether, washed with brine, dried -
 10 (Na₂SO₄), and concentrated to afford 6.8 g (79%) of N-methyl-4-[2-(3,4-dimethoxyphenyl)ethyl]benzenamine, mp 82-84°C.

III. Preparation of Compounds of Formula II

PREPARATION I

2,2,7-Trimethyl-4H-1,3,2-benzodioxasilin-4-one. See Scheme I (B) Compound of Formula II., Wherein R, is methyl

20 A solution of 4-methylsalicylic acid (5.0 g, 33 mmoles) in CHCl₃ (30 mls) is stirred under argon. Pyridine (8.0 mls, 99 mmoles) is added followed by dichlorodimethylsilane (4.0 mls, 33 mmoles) and the mixture is heated to reflux. After 2.5 hours additional pyridine (1 ml, 12 mmoles) and dichlorodimethylsilane (0.5 mls, 4 mmoles) is added and reflux continued for another 30 minutes. The mixture is then cooled and the solvent
 25 removed under reduced pressure. The residue is treated with pet ether, filtered off, and rinsed five times with pet ether. The filtrate is evaporated to leave the product, (4.2 g) mp 69-72°C, suitably pure for subsequent reactions.

PREPARATION II

Step I

5-Chloro- α ,2-[(trimethylsilyl)oxy]-benzeneacetonitrile (Formula XII, Scheme 5

35 A mixture of 5-chlorosalicylaldehyde (12.15 g, 77.6 mmol), trimethylsilylcyanide (16.94 g, 170.7 mmol), and zinc iodide (2 mg) is stirred at 0°C for four hours under argon atmosphere. The mixture is then allowed to warm to ambient temperature overnight (12 hours). The viscous oil is vacuum-distilled to afford 5-chloro- α ,2-[(trimethylsilyl)oxy]-benzeneacetonitrile, bp 120-122°C/0.27 mmHg, in 56% yield.

Step II

Ethyl 5-chloro-2-hydroxy-2-oxobenzeneacetate

45 Hexamethyldisilazane (3.11 g, 19.27 mmol) is dissolved in tetrahydrofuran (20 ml) and cooled to 0°C under an argon atmosphere. *n*-Butyllithium (2.3 M, 8.4 ml, 19.27 mmol) is added, and the solution is stirred at 10°C for 20 minutes followed by cooling to -78°C. At this time, 5-chloro- α ,2-[(trimethylsilyl)oxy]-benzeneacetonitrile (6.00 g, 18.35 mmol) as prepared in Step I above is added over a 30 minute period. After
 50 stirring for an additional hour, ethyl chloroformate (1.95 ml, 20.19 mmol) is added dropwise. The solution is stirred for one hour and then allowed to rise to 10°C over a 90 minute period. The reaction is quenched by pouring the contents into saturated ammonium chloride solution followed by extraction into dichloromethane. The organics are washed (saturated ammonium chloride solution followed by brine), dried (sodium sulfate), and concentrated to afford a residue. The residue is dissolved in tetrahydrofuran (60 ml). Triethylamine
 55 hydrofluoride (5.93 g, 48.99 mmol) is added, and the solution is stirred at 0°C for 90 minutes. The solution is then concentrated and redissolved in dichloromethane. The organics are washed (1% hydrochloric acid

followed by brine), dried (sodium sulfate), and concentrated to give 3.62 g of an oil. Chromatography - (Kieselgel 60, dichloromethane) affords ethyl 5-chloro-2-hydroxy- α -oxobenzeneacetate (0.82 g) as a light yellow oil.

5

PREPARATION III

Following the procedure of Preparation II, Step I, α ,2-[(trimethylsilyl)oxy]benzeneacetonitrile is prepared (bp 103-104°C/1.8 mmHg, 86% yield).

10

PREPARATION IV

Following the procedure of Preparation II, Step II, ethyl 2-hydroxy- α -oxo-benzeneacetate is prepared - (70%).

15

PREPARATION V

7-(1,1-dimethylethyl)-2,3-benzofurandione (Zwanenburg, Synthesis, 624 (1976)) (See Scheme IC, Compound II.)

20

A mixture of 2-tert-butylphenol (15 g, 0.1 mmol) and 4-dimethylaminopyridine (0.5 g) is stirred under nitrogen in 300 ml of dichloromethane. Oxalyl chloride (20 ml, 0.22 moles) is added dropwise, then the mixture is heated to reflux. After ten hours the mixture is cooled and the solvent is removed under reduced pressure. The residue is taken up in 100 ml of 1,2-dichloroethane and added dropwise under nitrogen to a suspension of aluminum chloride (40 g, 0.3 mmol) in 300 ml of 1,2-chloroethane. After 20 hours at room temperature the mixture is slowly diluted with water until all solids dissolve. The organic layer is separated and dried over molecular sieves, and the solvent is evaporated to leave a syrup which is taken up in chloroform and filtered through a short column of silica gel. The filtrate is stripped of solvent under reduced pressure to leave the product (9.8 g) as a syrup suitably pure for subsequent reactions.

25

30

IV. Preparation of Compounds of Formula I Wherein y is one

35

EXAMPLE 1

Benzamide, N -[4-[2-(3,4-dimethoxyphenyl)ethyl]phenyl]-2-hydroxy-4-methoxy

40

A mixture of 4-methoxysalicylic acid (1.00 g, 5.95 mmol), 4-[2-(3,4-dimethoxyphenyl)ethyl]benzenamine (1.53 g, 5.95 mmol), and dicyclohexylcarbodiimide (1.23 g, 5.95 mmol) in dichloromethane (50 ml) is stirred for 12 hours at ambient temperature. The insoluble dicyclohexylurea is removed by filtration, and the filtrate is concentrated to afford 2.63 g of solid residue. Chromatography (Merck Kieselgel 60, chloroform:ethyl acetate 19:1) of the residue gives N -[4-[2-(3,4-dimethoxyphenyl)ethyl]phenyl]-2-hydroxy-4-methoxybenzamide (0.89 g, 40%); mp 146-148°C after recrystallization from 2-propanol.

45

Examples 2-7 are prepared by the method of Example 1 and are summarized in Table 1.

50

55

TABLE 1

Compounds of Formula I wherein y is one, R₅ is hydrogen, b is one, and R₁ and R₆ are as shown.

Example	R ₁ Position				R ₆	Yield	mp (°C)
	3	4	5	6			
2	H	OCH ₃	H	H	4-[<u>n</u> -decyl]	47%	116-117
3	H	OCH ₃	H	H	4-[2-(3,4-bistri-	21%	
					methoxysiloxy-		
					phenyl)ethyl]		
4	H	Ph*	H	H	4-[2-(3,4-dimeth-	20%	190-192
					oxyphenyl)ethyl]		
5	H	CH ₃	H	H	4-[<u>n</u> -decyl]	27%	141-142
6	H	Ph	H	H	4-[<u>n</u> -decyl]	25%	154-156
7	H	Cl	H	H	4-[<u>n</u> -decyl]	13%	159-160

*Ph is phenyl

EXAMPLE 8

N-[4-[2-(3,4-Dihydroxyphenyl)ethyl]phenyl]-2-hydroxy-4-methoxybenzamide

To a solution of N-[4-[2-(3,4-bistrimethylsiloxyphenyl)ethyl]phenyl]-2-hydroxy-4-methoxybenzamide (0.65 g, 1.24 mmol) in methanol (30 ml) is added seven drops of concentrated hydrochloric acid. The solution is then heated to 40-50°C for ten minutes. Removal of volatiles gives 0.491 g of a white solid. Recrystallization (2-propanol) affords N-[4-[2-(3,4-dihydroxyphenyl)ethyl]phenyl]-2-hydroxy-4-methoxy benzamide (0.42 g, 90%), mp 179-180°C, 195-196°C (double mp).

EXAMPLE 9

[1,1'-Biphenyl]-3-carboxamide, N-(4-decylphenyl)-2-hydroxy

To a tetrahydrofuran (20 ml) solution of 4-decylaniline (3.07 g, 13.14 mmol), cooled to 0-5°C (inert atmosphere), is added n-butyllithium (2.3 M, 13.14 mmol). The deeply colored solution is stirred for ten minutes, after which a tetrahydrofuran (20 ml) solution of methyl 3-phenylsalicylate (1.00 g, 4.38 mmol) is added. The temperature is allowed to rise to 25°C over a 30 minute period. The reaction is quenched by pouring the contents into 10% hydrochloric acid (100 ml). The organics are extracted into ethyl acetate, washed with 10% hydrochloric acid, dried (sodium sulfate), and concentrated to give 2.77 g of crude solid. Chromatography (Kieselgel 60, dichloromethane), affords N-(4-decylphenyl)-2-hydroxy-[1,1'-biphenyl]-3-carboxamide (1.69 g, 90%), mp 74-75°C.

Similarly, Examples 10-20 are prepared by the method of Example 9 and are found in Table 2.

TABLE 2

A compound of formula I wherein y is one, R₅ is hydrogen, b is one, and R₁ and R₆ are as shown:

10

15

20

25

30

35

40



45

50

55

Example	R ₁ Position				R ₆	Yield	mp (°C)
	3	4	5	6			
10	H	H	Ph*	H	4-(n-decyl)	90%	179-180
11	H	Ph	H	H	4-(n-decyl)	35%	155-157
12	H	H	Br	H	4-(n-decyl)	74%	172-174
13	H	H	H	H	4-(n-decyl)	45%	94-95
14	H	H	Br	H	4-[2-(3,4-dimethoxy-phenyl)ethyl]	76%	154-156
15	H	Cl	H	H	4-[2-(3,4-dimethoxy-phenyl)ethyl]	80%	166
16	H	H	Cl	H	4-(n-decyl)	80%	165
17	H	H	CH ₃	H	4-(n-decyl)	73%	127-128
18	NO ₂	H	H	H	4-(n-decyl)	79%	101-102
21	H	H	NO ₂	H	4-(n-decyl)	87%	137-138
22	CH ₃	H	H	H	4-(n-decyl)	71%	90-91
23	Cl	H	H	H	4-[2-(3,4-dimethoxyphenyl)ethyl]	45%	125
24	Cl	Cl	H	H	4-[2-(3,4-dimethoxyphenyl)ethyl]	63%	175-177
25	H	H	H	OH	4-(n-decyl)	38%	121-123
26	H	Me	H	H	4-[2-(3-methoxy-4-hydroxyphenyl)-ethyl]	82%	170
27	Cl	Cl	H	H	4-(n-decyl)	81	154-155
28	Cl	H	H	H	4-(n-decyl)	73	124
29	H	CH ₃	H	H	4-[2-(3,4-dibenzoyloxyphenyl)ethyl]; N-methyl	71	non-crystalline

TABLE 2 (CONT'D)

Example	R ₁	R ₆	% Yield	mp (°C)
30	3,4 	4-[2-(4-chloro phenyl)-ethyl]	61	160-164
31	3,4 	4-[2-(3,4-dichloro- phenyl)ethyl]	37	166-168

* PH is phenyl

EXAMPLE 32

20 Benzamide, N-(4-n-decylphenyl)-2-hydroxy-5-amino•hydrochloride

A methanol (75 ml) solution of N-(4-n-decylphenyl)-2-hydroxy-5-nitro-benzamide (890 mg, 2.23 mmol) and Raney-nickel (200 mg) is stirred at ambient temperature until the calculated pressure change is realized. The contents are filtered and acidified with concentrated HCl (0.2 ml). Removal of solvents affords
25 831 mg of the desired N-(4-n-decylphenyl)-2-hydroxy-5-aminobenzamide-hydrochloride, dc = 240-245°C.

EXAMPLE 33

30 3,5-Dichloro-N-(4-decylphenyl)-2-hydroxybenzamide

Under an argon atmosphere, a tetrahydrofuran (20 ml) solution of diisopropylamine (1.59 ml, 11.31 mmol) is cooled to 0°C. n-Butyllithium (2.3 M, 4.9 ml, 11.31 mmol) is added, after which the solution is allowed to stir an additional ten minutes. n-Decylaniline (2.64 g, 11.31 mmol) is then added and the solution
35 allowed to stir for 15 minutes at ambient temperature. A tetrahydrofuran (925 ml) solution of methyl 3,5-dichlorosalicylate (1.00 g, 4.52 mmol) is added and the resulting solution is stirred for 45 minutes at ambient temperature. The contents are then poured into 10% hydrochloric acid (100 ml) and extracted into diethyl ether. The organics are washed with 10% hydrochloric acid, dried (sodium sulfate), and concentrated to give 3.47 g of a residue. Recrystallization from 2-propanol/water gives 3,5-dichloro-N-(4-
40 decylphenyl)-2-hydroxybenzamide (1.32 g, 69%), mp 90-91°C.

Similarly prepared are Examples 34-42, which are found in Table 3.

45

50





55

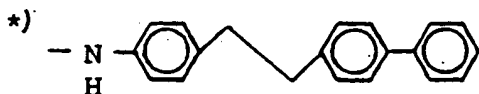
TABLE 3

A compound of Formula I wherein y is one, R₅ is hydrogen, b is one, x is hydrogen and R₁ and R₆ are as shown:

Example	R ₁ Position			R ₆	Yield	mp (°C)
	3	4	5			
34	Cl	H	H	4-[2-(3,4-dichloro-phenyl)ethyl]	44%	166-167
35	H	NO ₂	H	4-(n-decyl)	40%	180-181
36	H	Cl	H	4-[2-(3,4-dichloro-phenyl)ethyl]	34%	203-204
37	H	Cl	H	4-[2-(3,4-dichloro-phenyl)ethyl]	57%	214-215

TABLE (CONT'D)

Example	R ₁ Position			R ₆	% Yield	mp (°C)
	3	4	5			
38	4,5			4-[2-(3,4-dimethoxy-phenyl)ethyl]	38	201-202
39	3,4			4-[2-(3,4-dimethoxy-phenyl)ethyl]	48	179-180
40	3,4			4-[2-(1,1'-biphenyl-4-yl)ethyl]*)	39	196-198
41	5,6			4-[2-(3,4-dimethoxy-phenyl)ethyl]	74	148-150
42	H	H	H	4-[2-(3,4-dichloro-phenyl)ethyl]		170



EXAMPLE 43

5 4-Methyl-N-methyl-N-[4-[2-(3,4-dihydroxyphenyl)ethyl]phenyl]-2-hydroxybenzamide

To an ethyl acetate:methanol (1:1, 40 ml) solution of 4-methyl-N-methyl-N-[4-[2-(3,4-dibenzoyloxyphenyl)ethyl]phenyl]-2-hydroxybenzamide (1.00 g, 1.80 mmol) is added 10% Pd/C (200 mg). The mixture is stirred under hydrogen atmosphere (1 atmosphere) for 12 hours. The catalyst is removed by
 10 filtration (Celite®), and the filtrate then concentrated to give 740 mg of crude material. Flash chromatography (SiO₂: 95:5 CHCl₃:MeOH) affords 660 mg (97%) of 4-methyl-N-methyl-[4-[2-(3,4-dihydroxyphenyl)-ethyl]phenyl]-2-hydroxybenzamide as a noncrystalline semisolid.

15 EXAMPLE 44

4-Chloro-N-[4-[2-(3,4-dihydroxyphenyl)ethyl]-2-hydroxybenzamide

A dichloromethane (40 ml) solution of 4-chloro-N-[4-[2-(3,4-dimethoxyphenyl)ethyl]phenyl]-2-hydroxybenzamide (0.50 g, 1.21 mmol) is cooled to -78°C under an argon atmosphere. Boron tribromide (1.0 M
 20 solution in dichloromethane, 5.5 ml, 5.5 mmol) is added, and the mixture is stirred at -78°C for four hours, followed by stirring at ambient temperature for two hours. The solution is then recooled to -20°C and quenched with water (5.5 ml). The mixture is allowed to stir at ambient temperature for 12 hours, after which additional water (10 ml) is added. Filtration affords 4-chloro-N-[4-[2-(3,4-dihydroxyphenyl)ethyl]phenyl]-2-
 25 hydroxybenzamide (0.42 g, 91%), mp 229-231°C after recrystallization from methanol/water.

EXAMPLE 45

30 N-[4-[2-(3,4-Dihydroxyphenyl)ethyl]phenyl]-2-hydroxy-4-methylbenzamide

A mixture of 2,2,7-trimethyl-4H-1,3,2-benzodioxasiline-4-one (2.0 g, 10 mmole) and 4-[2-[3,4-bis-(trimethylsilyloxy)phenyl]ethyl]benzenamine (3.0 g, 8 mmol) is heated under argon to 180°C. After three
 35 hours the mixture is cooled, triturated with pentane and filtered. The collected solid is rinsed several times with pentane and dried. Recrystallization from isopropanol gave the pure product (1.4 g), mp 201-202°C.

EXAMPLE 46

40 N-[4-[2-(3,4-Dimethoxyphenyl)ethyl]phenyl]-2-hydroxy-4-methylbenzamide

The preparation is as described for Example 45 using 2,2,7-trimethyl-4H-1,3,2-benzodioxasiline-4-one (2.0 g, 10 mmol) and 4-[2-(3,4-dimethoxyphenyl)ethyl]benzenamine (2.5 g, 10 mmol). Recrystallization from
 45 methanol/DMF gives the pure product (1.9 g) mp 162-164°C.

EXAMPLE 47

50 Benzamide, N-[4-[2-(3,4-dihydroxyphenyl)ethyl]phenyl]-2-hydroxy

Prepared by the method described in Example 44 from benzamide, N-[4-[2-(3,4-dimethoxyphenyl)-ethyl]phenyl]-2-hydroxy. Recrystallization from water/2-propanol gives the product, mp 156-158°C.

55

EXAMPLE 48

N-[4-[2-(3,4-dimethoxyphenyl)ethyl]phenyl]-2-hydroxybenzamide

5 A mixture of 2-acetoxybenzoylchloride (6.5 g, 0.033 mole) and 4-[2-(3,4-dimethoxyphenyl)ethyl]-benzamine (6.5 g; 0.025 mmol) in xylene (300 ml) is stirred at room temperature and then heated to reflux for two hours when a clear solution is formed. The solvent is evaporated off under vacuum and the oil taken up in CH₂Cl₂, washed with sodium bicarbonate solution, with water and dried. The methylene chloride is distilled off. The residual oil is dissolved in hot isodipropyl ether to give the acetate derivative which is removed by filtration. The filtrate is evaporated off to give an oil. The crude oil is dissolved in methanol (150 ml) and 1(N) NaOH solvent (50 ml) and is heated to reflux for two hours. The reaction mixture is concentrated, diluted with cold water, and then acidified with 4N HCl (30 ml) when the product crystallized out. The crude product is recrystallized from methanol to give analytical sample (1.9 g), mp 149-151.

15

EXAMPLE 49

2-Naphthalenecarboxamide, N-(4-decylphenyl)-3-hydroxy

20 A suspension of 1.0 g (0.021 mole) of 50% sodium hydride/mineral oil in 25 ml of dimethyl sulfoxide under a nitrogen atmosphere is cooled in a cold water bath while 4.7 g (0.020 mole) of 4-(n-decyl)aniline is added. The mixture is stirred at room temperature for one hour, then treated in portions over 15 minutes with 2.0 g (0.0099 mole) of 3-hydroxy-2-naphthalene-carboxylic acid methyl ester. An additional 50 ml of dimethyl sulfoxide is added, and the mixture is stirred at room temperature for 45 hours. The reaction mixture is added to 500 g of ice/water and acidified with 4.0 N hydrochloric acid. The gelatinous precipitate is filtered and distributed between water (300 ml) and dichloromethane (100 ml). The layers are separated and the aqueous layer is washed with fresh dichloromethane (2 x 150 ml). The combined organic layers are washed with water (1 x 250 ml), 1.0 N hydrochloric acid (2 x 250 ml), and water again. The organic layer is dried (anhydrous sodium sulfate) and evaporated. Recrystallization of the residue from aqueous 2-propanol yield 1.4 g (35% yield) of the amide product. An additional recrystallization as above yields an analytically pure sample, mp 171-173°C.

V. Preparation of Compounds of Formula I Wherein y is 2

35

EXAMPLE 50

N-[4-[2-(3,4-dimethoxyphenyl)ethyl]phenyl]-2-hydroxy-5-chloro- α -oxo-benzeneacetamide

40 Under an argon atmosphere, a tetrahydrofuran (20 ml) solution of 4-[2-(3,4-dimethoxyphenyl)ethyl]-benzamine (2.50 g, 9.72 mmol) is cooled to 0°C. n-Butyllithium (2.3 M, 4.2 ml, 9.72 mmol) is added, and the resulting solution is stirred for 15 minutes. A tetrahydrofuran (10 ml) solution of ethyl 5-chloro-2-hydroxy- α -oxobenzenacetate (0.74 g, 3.24 mmol) is then added, after which the solution is allowed to warm to ambient temperature over a 30 minute period. The contents are then poured into 5% hydrochloric acid - (100 ml) and extracted into ethyl acetate. The organics are washed with 10% sodium bicarbonate and brine, then dried (sodium sulfate), and concentrated to give 1.51 g of a crude solid. Chromatography (Kieselgel 60, dichloromethane) affords N-[4-[2-(3,4-dimethoxyphenyl)ethyl]phenyl]-2-hydroxy-5-chloro- α -oxobenzenacetamide (0.86 g, 61%), mp 128-130°C.

50

55

EXAMPLE 51

N-Methyl-N-[4-(2-(3,4-dimethoxyphenyl)ethyl)phenyl]-2-hydroxy- α -oxo-benzeneacetamide

5 Following the procedure of Example 50, N-methyl-N-[4-(2-(3,4-dimethoxyphenyl)ethyl)phenyl]-2-hydroxy- α -oxobenzeneacetamide is prepared from N-methyl-N-4-[2-(3,4-dimethoxyphenyl)ethyl]-benzeneamine and ethyl-2-hydroxy- α -oxo-benzeneacetate in 22% yield.

10 EXAMPLE 52

N-[4-(2-(3,4-dimethoxyphenyl)ethyl)phenyl]-2-hydroxy- α -oxo-benzeneacetamide

15 A mixture of 2,3-benzofurandione (Fries and Pfaffendorf, *Ber.*, 45, 156 (1912); Valentine, Titoff, Muller, and Reichstein, *Helv. Chim. Acta*, 20, 883 (1937)) (10 g, 0.0675 mol) and 4-[2-(4-aminophenyl)ethyl]-1,2-dimethoxybenzene (15.6 g, 0.0606 mol) in dry tetrahydrofuran is stirred at room temperature under nitrogen for 18 hours in the dark. The solvent is removed under reduced pressure on a rotary evaporator below 35° and the resulting solid is recrystallized from tetrahydrofuran-ethanol to give 22.2 g (90.6%) of a light-yellow solid, mp 124-125°C.

20

EXAMPLE 53

N-[4-(2-(3,4-dihydroxyphenyl)ethyl)phenyl]-2-hydroxy- α -oxo-benzeneacetamide

25

A mixture of 2,3-benzofurandione (4.56 g, 0.0307 mole) and 1,2-benzenediol, 4-[2-(4-aminophenyl)ethyl] (7.05 g, 0.0307 mole) in dry tetrahydrofuran is stirred at room temperature under nitrogen for 19 hours in the dark. The solvent is removed under reduced pressure on a rotary evaporator below 50°C and the resulting solid is purified by column chromatography on silica-gel (260 g). Elution with ethyl acetate 30 gave 10.7 g of a solid. Recrystallization from acetonitrile with ice cooling gave 6.9 g (59.6%) of a light-yellow solid, mp 165-167°C.

EXAMPLE 54

35

N-[4-(2-(3,4-dimethoxyphenyl)ethyl)phenyl]-3-(1,1-dimethylethyl)-2-hydroxy- α -oxo-benzeneacetamide

A solution of 7-(1,1-dimethylethyl)-2,3-benzofurandione (1.0 g, 5 mmol) and 4-[2-(3,4-dimethoxyphenyl)ethyl]benzenamine (1.0 g, 4 mmol) in 10 ml of dichloromethane is stirred at room temperature for 48 hours. 40 The solvent is evaporated and the residue crystallized from ether/hexane. Recrystallization from acetonitrile gave the pure product, (1.0 g) mp 143-144°C.

EXAMPLE 55

45

N-[4-(2-(3,4-dihydroxyphenyl)ethyl)phenyl]-3-(1,1-dimethylethyl)-2-hydroxy- α -oxo-benzeneacetamide

A mixture of 7-(1,1-dimethylethyl)-2,3-benzofurandione (3.7 g, 18 mmoles) and 4-[2-(4-aminophenyl)ethyl]-1,2-benzenediol (3.4 g, 15 mmoles) in 30 ml of dichloromethane is stirred at room temperature for 24 50 hours. The solution is diluted with ether and filtered. The filtrate is evaporated under reduced pressure to leave the product as a syrup which eventually crystallizes. Recrystallization from ether/pet ether gave the pure product (2.0 g) mp 138-149°C.

The compounds in Tables 4 and 5 are prepared by the method described in Example 53.

55

TABLE 4

A compound of Formula I wherein y is two, b is one, and R₁ is hydrogen, and R₅ and R₆ are as shown.

Example	R5	R6	mp °C	Yield %	Recrystallization Solvent
56	3-Cl	4-Cl	138-140	67	Tetrahydrofuran/ acetonitrile
57	H	4-Cl	145-146	69	Tetrahydrofuran/ acetonitrile

TABLE 5

Example	Compound	mp °C	Description
58	3-chloro-N-[4-[2-(3,4-dihydroxyphenyl)ethyl]-phenyl]-6-hydroxy-2,4-dimethyl- α -oxo-benzene-acetamide	140-142	Deep yellow solid
59	3-chloro-N-[4-[2-(3,4-dimethoxyphenyl)ethyl]-phenyl]-6-hydroxy-2,4-dimethyl- α -oxo-benzene-acetamide	163-164	Fluffy off-white solid
60	3-chloro-N-[4-[2-(3,4-dimethoxyphenyl)ethyl]-phenyl]-2-hydroxy- α -oxo-benzenacetamide	125	Yellow solid

The preparation of 2,3-benzofurandione, 5-chloro-4,6-dimethyl is analogous to that described by R. Stolle and E. Knebel Ber: 59, 1216 (1921).

The usefulness of the compounds of the present invention as inhibitors of lipoxigenase enzyme or antagonists of leukotriene or other related biochemical actions is demonstrated by their effectiveness in various standard pharmacological test procedures. A description of each procedure follows.

Human Leukocyte Lipoxygenase Assay (LDA-H)

Whole blood is collected from normal volunteers and spun in a refrigerated centrifuge for four minutes at 1-6°C at 3800 g. The buffy coat is manually separated and washed twice with chilled 0.83% NH₄Cl and centrifuged at 1000 RPM for ten minutes at 4°C. The white cell is suspended in culture media-EMEM supplemented with 6% Agamma human serum, tricine buffer, and neomycin and recentrifuged at 1000 g to yield a pellet containing the leukocytes used for the preparation of the acetone pentane powder.

The acetone-pentane powder is prepared utilizing a modification of the procedure reported for human platelet lipoxygenase. See Siegel, et al, Arachidonate Metabolism via Lipoxygenase and 12-L-hydroperoxy-5-Eicostetraenoic acid Peroxidase Sensitive to Antiinflammatory Drugs. Proc. Natl. Acad. Sci., USA 77:308, 1980 and D.P. Wallach and V.R. Brown, a novel Preparation of Human Platelet Lipoxygenase, Biochem. Biophys. Acta. 663:361, 1981. Buffy coat prepared above is resuspended in 5-7 volumes of cold 0.1 M Tris buffer, pH 7.4 containing 0.154 M NaCl. The suspension is centrifuged at 13,300 g for ten minutes at 4°C. The resultant pellet was retained, resuspended in five volumes of cold acetone, recentrifuged at 13,300 g and resuspended in five volumes of cold pentane. The pentane suspension is centrifuged for ten minutes at 13,300 g to give a pellet which is dried in the cold under vacuum with periodic pulverization. The dry powder is stable for several weeks when stored at -88°C.

Enzyme stock solution is prepared in the following manner. About 15 mg of the acetone-pentane powder is suspended in 4 ml of cold tris buffer (0.1 M, pH 7.4), allowed to stand for five minutes, and homogenized thoroughly. The homogenate is sonicated three times for 15 seconds each time, diluted to 7 ml with cold tris buffer (0.1 M, pH 7.4), and centrifuged at 4°C for 60 minutes at 13,300 g. The supernatant is retained and diluted to a total of 10 ml with cold tris buffer (0.1 M, pH 7.4) to give the stock enzyme solution. Additional dilutions of 2-50 fold are done as necessary to locate optimal enzyme reaction rate in the assay described below.

Substrate solution is prepared at 100 μM or 1.0 μM concentrations of arachidonic acid or linoleic acid in 0.1 M tris buffer, pH 9.0 containing 20% ethanol.

The enzyme reaction is followed spectrophotometrically by the appearance of a conjugated diene product at 234 nm. The reaction is monitored at 24°C using a Gilford Model 2600 spectrophotometer. Each assay had a total volume of 1.0 ml and contained substrate, tris buffer (0.1 M, pH 9.0), 2% ethanol, and sufficient enzyme to give an easily measurable initial rate of reaction. The effects of inhibitors on the reaction are compared with control reactions run under identical conditions. Routinely, each compounds of the present invention is incubated with the enzyme for five minutes prior to addition of substrate to initiate the reaction. Inhibition expressed as IC₅₀ as molar concentration of the compound required to reduce reaction rate to 50% control.

To Evaluate the Effect of Each Compounds as a 5-Lipoxygenase Inhibitor in Comparison to Standard Reference Agents in Human Leukocytes (SLOA1)

The purpose of this assay is to evaluate the activity of each compound as an inhibitor of human leukocyte 5-lipoxygenase.

Arachidonic acid and calcium ionophore A23187 are obtained from Sigma (St. Louis, MO). Silica gel plates, GF are obtained from Analtech (Newark, DE). Arachidonic acid, (1-¹⁴C) and 5-HETE (³H), 5 (S)-hydroxy-6-trans, 8,11,14-cis eicosatetraenoic acid, are obtained from New England Nuclear (Boston, MA). Six percent Dextran-70 in 0.9% NaCl is obtained from Cutter Labs (Berkeley, CA).

Preparation of Leukocytes

Fresh blood from normal adult men who had not received any drugs for at least the previous five days is obtained by the Community Research Clinic (WLPD) using venipuncture and collected into heparinized vacutainer tubes. To every 100 ml of pooled blood is added 25 ml of dextran solution (6% dextran -70 in 0.9% sodium chloride containing 3% dextrose) and this is mixed gently in a plastic cylinder. The mixture is left to stand at room temperature for at least 90 minutes. The upper layer which is rich in leukocytes and platelets is then carefully decanted into 50 ml plastic tubes and centrifuged at about 100 x g for eight minutes in an IEC centrifuge and rotor number 269 (about 600 rpm). The supernatant fluid is discarded and the pellet is resuspended in 10 ml of 0.87% ammonium chloride for exactly two minutes. This procedure is to lyse completely contaminating red blood cells. Leukocytes are then separated by centrifugation for ten

minutes. The pellet is washed three times by suspension in 20 ml PBS (sodium chloride, 7.1 g; Na₂HPO₄, 1.15 g; KH₂PO₄, 0.2 g, and KCl, 0.2 g/L) and centrifuged as before. The final pellet is suspended in PBS containing 0.87 mM CaCl₂. Viability of the cells is then checked using trypan blue exclusion method and is found to be over 90%.

5

5-Lipoxygenase Enzyme Assay

Leukocyte cells in suspension (0.98 ml) are incubated with or without test compounds for five minutes at 37°C in a shaking water bath. At this time a 17 µl mixture is prepared per 1 ml of cell suspension: 100 mM arachidonic acid, 1 µl, 0.05 µCi ¹⁴C-arachidonic acid in 5 µl; 1 mM calcium ionophore A23187, 10 µl - (1). This mixture is added and the incubation continued for five minutes. The reaction is stopped by adding four volumes of absolute ethanol and the mixture is kept in ice for 30 minutes. The flocculated precipitate is separated by centrifugation at about 37,000 x g for 20 minutes (Beckman Instruments rotor number 40). The alcohol extract is taken to dryness under a stream of nitrogen and the residue is dissolved in 100-200 µl absolute ethanol. At the time any turbidity is removed by centrifugation. An aliquot (25-50 µl) is applied onto 20 x 20 cm silica gel TLC plate and developed using the following solvent system: diethyl ether, petroleum ether (20 -40°C), acetic acid (50:50: 1 v/v). Zones of 1 cm apart are scraped from the TLC plate and transferred to mini-vials. Methanol (0.5 ml) is added to dissolve the radioactivity adsorbed to the silica gel and scintillation fluid (H.P., Beckman), 5 ml is then added and vials are counted in a liquid scintillation counter. A sample of ³H-5-HETE is applied and used for the identification of the formed 5-HETE. Total radioactivity in the test as well as the control samples are normalized and the amount of 5-HETE present is calculated accordingly.

IC₅₀ values are defined as the concentrations of test agents which caused a 50% inhibition of the formation of 5-HETE as compared to control and are determined by inspection of the concentration-response curves.

5-Lipoxygenase Assay Using Isolated Human Leukocytes (SLOA₂)

30

The formation of 5-HETE in human leukocytes is considered a measure of 5-lipoxygenase activity. The protocol is described in the following.

Fresh heparinized or EDTA treated human blood is mixed with 6% dextran-3% dextrose in isotonic saline in the ratio 0.25 ml dextran solution per 1.0 ml blood. After mixing the blood is allowed to sit at room temperature for about 90 minutes while the RBC's settle. During this period, the plasma is removed with a plastic pipette to nalgens tubes.

The plasma is centrifuged at 800 rpm (125 kg) on the Beckman Td-b refrigerated centrifuge to remove the platelets (which remain in the supernatant). The pellet, consisting of leukocytes and erythrocytes, is treated with 10 ml 0.87% ammonium chloride at room temperature for four minutes, lysing the red cells. At the end of four minutes the cells are diluted with a 2x volume of phosphate buffered saline, pH 7.4, and centrifuged for ten minutes. The cells are washed three times with the phosphate buffered saline. Any of the pelleted cell matter which is not easily resuspended is discarded during the washings -the material contains platelets (12-lipoxygenase activity).

After washing, the cells are resuspended in phosphate buffered saline containing 1.0 mM calcium and 0.5 mM magnesium. After counting the cells are diluted to 1.5-2.0 x 10⁷ leukocytes per millimeter.

To each polypropylene reaction tube is added 0.48 ml leukocytes in Ca-Mg phosphate buffered saline, pH 7.4; 1-5 µl test compound dissolved in DMSO and buffer; or DMSO for control tubes.

The tubes preincubate at 37°C for five minutes.

The reaction is started by adding 20 µl of the following, 0.5 µl 20 mM arachidonic acid -final concentration = 20 µM; 1 µl 5 mM calcium ionophore A23187 -final concentration = 10 µM; and 18.5 µl buffer.

The reaction proceeds for five minutes, then is stopped by adding 0.5 ml 0.5 mM ice cold Tris buffer, pH 8.0. The tubes are chilled on ice for ten minutes and then extracted three times with a total of 3.5 ml ethyl acetate (3.0 ml removed).

The tubes can be stored at this point. For extended storage, the tubes should be filled with nitrogen.

The ethyl acetate is evaporated with a Sorvall Speed-Vac. The residue is dissolved in ethanol. The tubes can also be stored at this point at -20°C under nitrogen.

A portion of the ethanol solution is injected into the HPLC system for 5-HETE quantitation.

The HPLC system consists of Hewlett-Packard 1040A UV spectrophotometry system with an HP85 computer. Injections are made automatically with a Waters WISP 710B. The pump is a Spectra Physics SP8700. Peaks are measured with a Hewlett Packard 3390A integrator. An RP C-18 column is used. The solvent system is isocratic; the solvent is 70% methanol and 30% 0.01M sodium acetate, pH 5.7, pumped at 1.0 ml/min. The flow is monitored at 235 nm for 5-HETE quantitation. Using a 15 cm Alltech Nucleosil C-18 5 μ M column provides for a sample turnaround time of about 16 minutes.

IC₅₀ is calculated as the amount of test agent that causes 50% inhibition of the formation of 5-HETE relative to the control.

When tested by the above described procedures and shown by the notations of the acronym for each test, various compounds of the Formula I as defined above indicated activity at the highest dose tested as shown in Table 6.

TABLE 6

	Concentration (M)	% Inhibition
Example 49		
5LOA	5.00 E* -6	11.6
	2.00 E -5	17.9
LDAH	2.50 E -5	0.0
Example 52		
5LOA	5.00 E -6	50.0 IC50
LDAH	1.84 E -7	50.0 IC50
Example 53		
5LOA	3.38 E -6	50.0 IC50
LDAH	1.70 E -5	50.0 IC50
Example 48		
5LOA	4.20 E -6	50.0 IC50
	3.50 E -6	50.0 IC50
LDAH	2.50 E -5	0.0
Example 47		
LDAH	2.50 E -5	0.0

TABLE 6 (Cont'd)

	Concentration (M)	% Inhibition
Example 46		
5LOA	5.00 E -7	50.0 IC50
5LOA2	1.69 E -6	50.00
LDAH	1.40 E -5	50.00 IC50
Example 54		
5LOA	1.00 E -5	6.5
	2.00 E -5	6.0
	4.00 E -5	14.5
LDAH	2.80 E -7	50.0 IC50
Example 55		
5LOA	7.10 E -6	50.0 IC50
	8.17 E -6	50.0 IC50
LDAH	3.90 E -6	50.0 IC50
Example 2		
5LOA	1.00 E -5	11.3
	4.00 E -5	13.3
Example 8		
5LOA	7.10 E -6	50.0 IC50
Example 7		
5LOA	4.00 E -5	18.9
	1.00 E -5	16.4
LDAH	2.80 E -6	50.0 IC50
Example 12		
LDAH	2.50 E -5	0.0

TABLE 6 (Cont'd)

	Concentration (M)	% Inhibition	
5			
Example 13			
5LOA	1.00 E -4	+1.3	
10	1.00 E -4	+12.2	
LDAH	2.50 E -5	0.0	
Example 36			
15	LDAH	2.50 E -5	0.0
Example 37			
20	LDAH	5.45 E -7	50.0 IC50
Example 34			
25	5LOA	3.92 E -5	50.0 IC50
Example 38			
30	LDAH	2.50 E -5	0.0
Example 9			
35	5LOA	5.00 E -6	6.5
	1.00 E -5	20.9	
	2.00 E -5	21.3	
	1.00 E -4	+9.6	
40	1.00 E -4	+3.3	
Example 45			
45	5LOA	5.00 E -6	32.9
	2.00 E -5	46.0	
Example 56			
50	5LOA	5.00 E -6	5.0
	2.00 E -5	13.3	
	5.00 E -6	+18.4	
	1.50 E -5	+20.3	
55	2.50 E -5	+2.5	

TABLE 6 (Cont'd)

	Concentration (M)	% Inhibition
Example 57		
5LOA	5.00 E -6	4.6
	1.00 E -5	7.2
	2.00 E -5	5.0
Example 35		
5LOA	5.00 E -6	1.7
	2.00 E -5	6.0
Example 21		
5LOA	2.08 E -5	50.0 IC50
Example 22		
LDAH	6.80 E -7	50.0 IC50
Example 60		
LDAH	1.20 E -4	50.0 IC50
Example 23		
LDAH	4.10 E -6	50.0 IC50
Example 25		
LDAH	8.00 E -5	0.0
Example 26		
5LOA	5.00 E -6	0.6
	2.00 E -5	7.6
LDAH	2.40 E -5	50.0 IC50
Example 32		
5LOA	1.00 E -4	16.4
	1.00 E -4	11.5

TABLE 6 (Cont'd)

	Concentration (M)	% Inhibition
5 Example 43 5LOA	5.30 E -6	50.0 IC50
10 Example 51 5LOA	1.11 E -5	50.0 IC50
15 Example 42 5LOA2	5.00 E -6 2.00 E -5	21.1 30.9

20 *The notation E -number means "X 10^{-no.}".

25 Accordingly, the present invention also includes a pharmaceutical composition for treating one of the above diseases of conditions comprising an antidisease or anticondition effective amount of a compound of the Formula I as defined above together with a pharmaceutically acceptable carrier.

30 For preparing pharmaceutical compositions from the compounds described by this invention, inert, pharmaceutically acceptable carriers can be either solid or liquid. Solid form preparations include powders, tablets, dispersible granules, capsules, cachets, and suppositories. A solid carrier can be one or more substances which may also act as diluents, flavoring agents, solubilizers, lubricants, suspending agents, binders or tablet disintegrating agents; it can also be encapsulating material. In powders, the carrier is a finely divided solid which is in admixture with the finely divided active compound. In the tablet the active compound is mixed with carrier having the necessary binding properties in suitable proportions and compacted in the shape and size desired. The powders and tablets preferably contain from 5 or 10 to about 70 percent of the active ingredient. Suitable solid carriers are magnesium carbonate, magnesium stearate, talc, sugar, lactose, pectin, dextrin, starch, gelatin, tragacanth, methylcellulose, sodium carboxymethylcellulose, a low melting wax, cocoa butter, and the like. The term "preparation" is intended to include the formulation of the active compound with encapsulating material as carrier providing a capsule in which the active component (with or without other carriers) is surrounded by carrier, which is thus in association with it. Similarly, cachets are included. Tablets, powders, cachets, and capsules can be used as solid dosage forms suitable for oral administration.

40 For preparing suppositories, a low melting wax such as a mixture of fatty acid glycerides or cocoa butter is first melted, and the active ingredient is dispersed homogeneously therein as by stirring. The molten homogeneous mixture is then poured into convenient sized molds, allowed to cool and thereby to solidify.

45 Liquid form preparations include solutions, suspensions, and emulsions. As an example may be mentioned water or water propylene glycol solutions for parenteral injection. Liquid preparations can also be formulated in solution in aqueous polyethylene glycol solution. Aqueous solutions suitable for oral use can be prepared by dissolving the active component in water and adding suitable colorants, flavors, stabilizing and thickening agents as desired. Aqueous suspensions suitable for oral use can be made by dispersing the finely divided active component in water with viscous material, i.e., natural or synthetic gums, resins, methylcellulose, sodium carboxymethylcellulose, and other well-known suspending agents.

50 Also included are solid form preparations which are intended to be converted, shortly before use, to liquid form preparations for either oral or parenteral administration. Such liquid forms include solutions, suspensions, and emulsions. These particular solid form preparations are most conveniently provided in unit dose form and as such are used to provide a single liquid dosage unit. Alternately, sufficient solid may be provided so that after conversion to liquid form, multiple individual liquid doses may be obtained by measuring predetermined volumes of the liquid form preparation as with a syringe, teaspoon, or other volumetric container. When multiple liquid doses are so prepared, it is preferred to maintain the unused

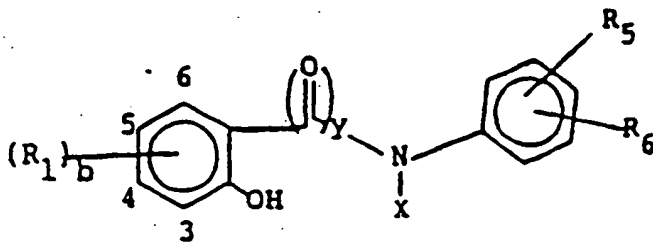
portion of said liquid doses at low temperature (i.e., under refrigeration) in order to retard possible decomposition. The solid form preparations intended to be converted to liquid form may contain, in addition to the active material, flavorants, colorants, stabilizers, buffers, artificial and natural sweeteners, dispersants, thickeners, solubilizing agents, and the like. The liquid utilized for preparing the liquid form preparation may be water, isotonic water, ethanol, glycerine, propylene glycol, and the like as well as mixtures thereof. Naturally, the liquid utilized will be chosen with regard to the route of administration, for example, liquid preparations containing large amounts of ethanol are not suitable for parenteral use.

Preferably, the pharmaceutical preparation is in unit dosage form. In such form, the preparation is subdivided into unit doses containing appropriate quantities of the active component. The unit dosage form can be a packaged preparation, the package containing discrete quantities of preparation, for example, packeted tablets, capsules, and powders in vials or ampoules. The unit dosage form can also be a capsule, cachet, or tablet itself or it can be the appropriate number of any of these in packaged form.

The quantity of active compound in a unit dose of preparation may be varied or adjusted from 10 mg to 2 g preferably to 10 to 500 mg according to the particular application and the potency of the active ingredient. The compositions can, if desired, also contain other compatible therapeutic agents.

In therapeutic use as described above, the dosages may be varied depending upon the requirements of the patient, the severity of the condition being treated, and the compound being employed. Determination of the proper dosage for a particular situation is within the skill of the art. Generally, treatment is initiated with smaller dosages which are less than the optimum dose of the compound. Thereafter the dosage is increased by small increments until the optimum effect under the circumstances is reached. For convenience, the total daily dosage may be divided and administered in portions during the day if desired.

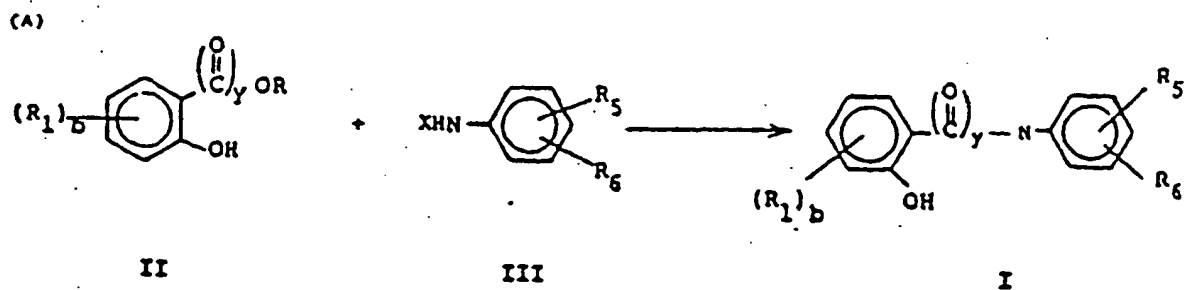
FORMULA



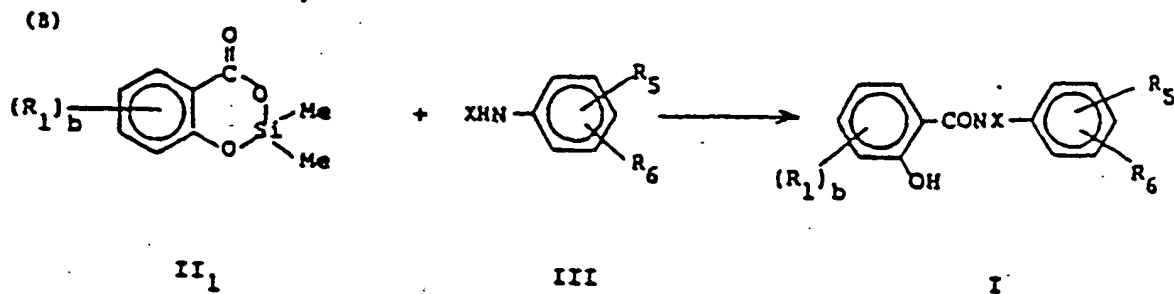
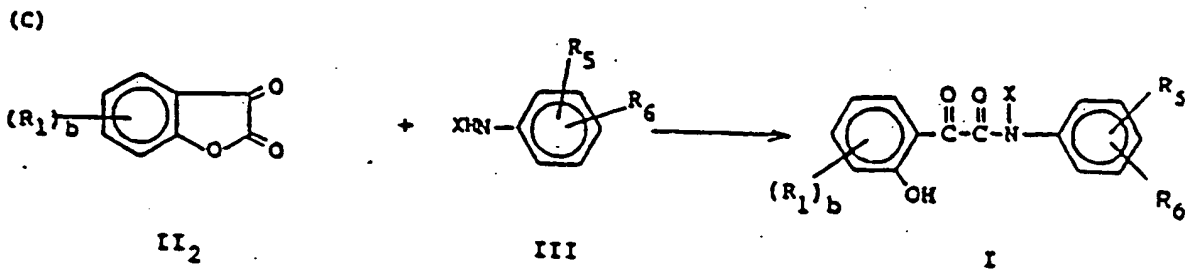
I

5

SCHEME I



or

wherein $y = 1$.wherein $y = 2$.

50

55

5

10

SCHEME II

15

20

25

30

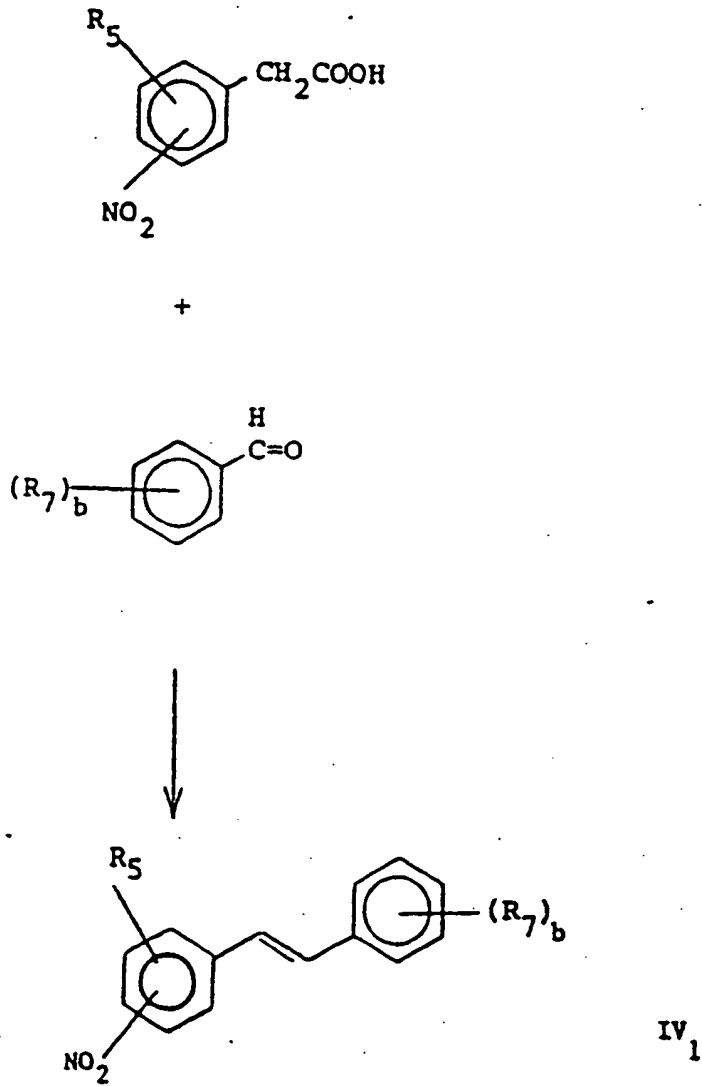
35

40

45

50

55



5

10

SCHEME III

15

20

25

30

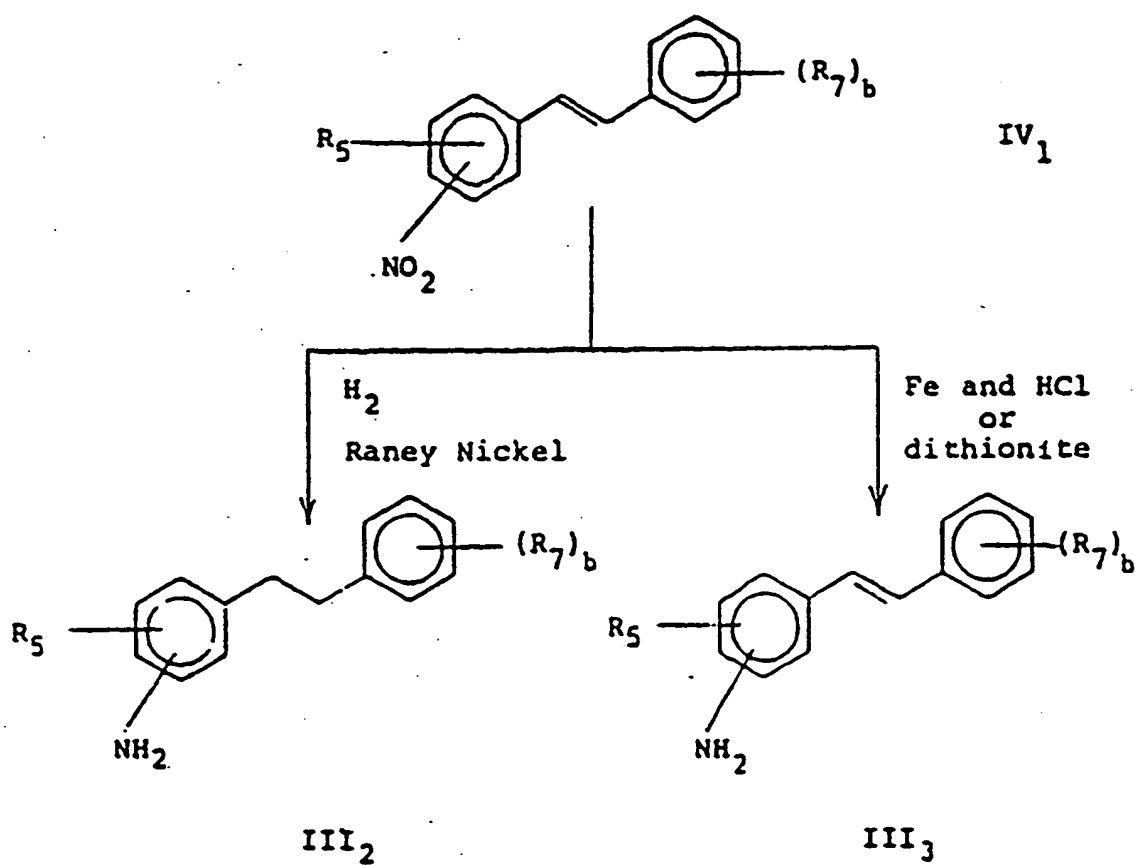
35

40

45

50

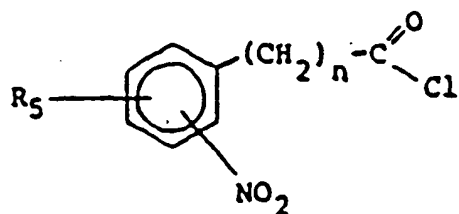
55



5

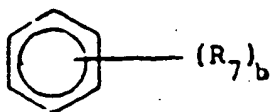
SCHEME IV

10



+

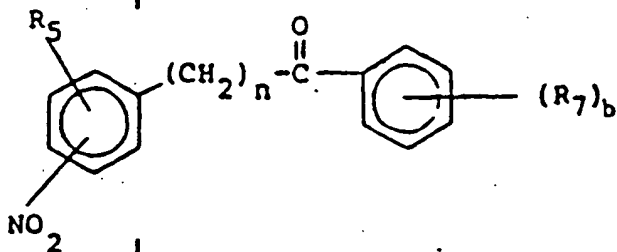
20



25

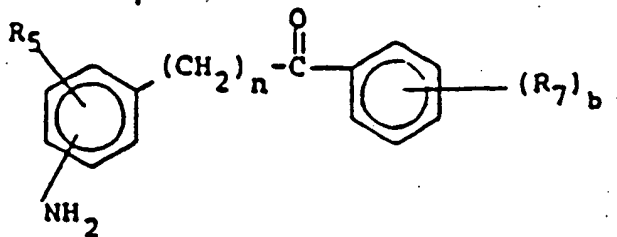
30

$AlCl_3, CH_2Cl_2$



40

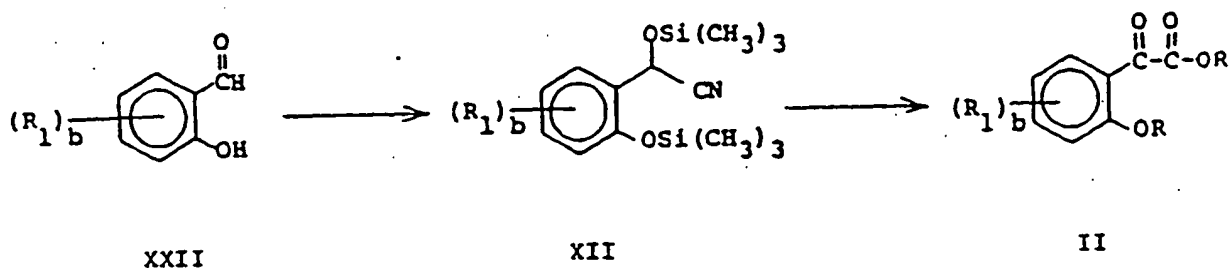
H^2 Pd/C



50

55

SCHEME V

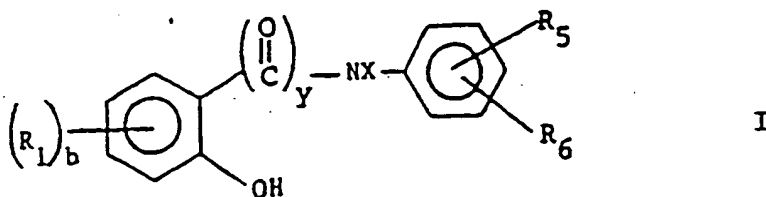
wherein $y = 2$

20

Claims

1. A compound having the general Formula I

25



30

35 and pharmaceutically acceptable salts thereof, wherein y is one or two; b is zero, one, two, three, or four; R_1 is selected from a group consisting of alkyl of from one to four carbons, inclusive; alkoxy of from one to four carbons, inclusive; thioalkoxy of from one to four carbon atoms, inclusive; carboalkoxy of from two to four carbons, inclusive; alkanoyl of from one to four carbons; phenyl; hydroxy; halogen; hydrogen; nitro; amino; mono- and di-alkylamino having each alkyl the same or different and of from one to four carbons, inclusive; carbalkoxyamido, of from one to four carbons, inclusive; alkylsulfinyl of from one to four carbons, inclusive; alkylsulfonyl of from one to four carbons, inclusive; and when b is one, then R_1 may be $-(CH=CH-CH=CH)-$ taken together with an adjacent ring carbon to form a benzo radical; R_2 is hydrogen; halogen; alkyl of from one to four carbons, inclusive; alkoxy of from one to four carbons, inclusive; carboalkoxy of from two to four carbons, inclusive; hydroxy; halogen; or $-(CH=CH-CH=CH)-$ taken together with adjacent carbons to form a benzo radical; R_3 is alkyl of from six to twenty carbons, $-CH=CH-R_4$, $-(CH_2)_nCOR_4$, or $-(CH_2)_n-R_4$ wherein n is zero to four, inclusive; and R_4 is phenyl, unsubstituted or substituted at the two through six positions by lower alkoxy carbonyl; carboalkoxy, having alkoxy of from one to four carbons, inclusive; alkyl of from one to four carbons; alkoxy, or thioalkoxy of from one to four carbons, inclusive; phenalkoxy of from one to four carbons inclusive in the alkoxy group; amino, monoalkyl and dialkyl amino having the alkyl of from one to four carbons, inclusive; alkanoylamino of from two to six carbons, inclusive; carboxyl; benzo; halogen; hydroxy; alkylsiloxy of from one to four carbons, inclusive; hydroxyalkyl of from one to four carbons, inclusive; alkanoyl of from one to four carbons, inclusive; nitro, alkanesulfonamido of from one to four carbons, inclusive; X is hydrogen or lower alkyl of from one to four carbons, inclusive.

40
45
50
55 2. Compounds according to Claim 1 and pharmaceutically acceptable salts thereof, wherein y is one or two; b is zero, one, or two; R_1 is hydrogen, halogen, nitro, hydroxy, amino, phenyl, straight or branched chained alkyl of from one to four carbons, inclusive, alkoxy of from one to four carbons, inclusive, or $-(CH=CH-CH=CH)-$ taken together with adjacent ring carbons to form a benzo radical; R_2 is hydrogen or halogen; R_3 is halogen; alkyl of from six to twenty carbons; or $-(CH_2)_n-R_4$ wherein n is two; and R_4 is phenyl,

unsubstituted or substituted at the two through six positions by halogen; hydroxy; phenyl; alkoxy of from one to four carbons, inclusive; carboxyl; alkylsiloxy of from one to four carbons, inclusive; benzyloxy; X is hydrogen or lower alkyl of from one to four carbons, inclusive.

3. N-[4-[2-(3,4-Dimethoxyphenyl)ethyl]phenyl]-2-hydroxy- α -oxo-benzeneacetamide.

4. N-[4-[2-(3,4-Dihydroxyphenyl)ethyl]phenyl]-2-hydroxy- α -oxo-benzeneacetamide.

5. N-[4-[2-(3,4-Dihydroxyphenyl)ethyl]phenyl]-2-hydroxybenzamide.

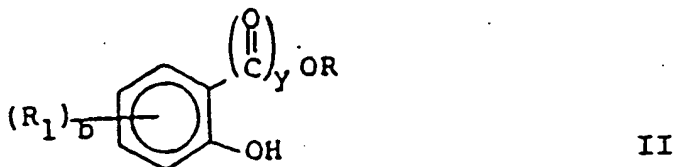
6. N-[4-[2-(3,4-Dihydroxyphenyl)ethyl]phenyl]-2-hydroxy-4-methylbenzamide.

7. N-[4-[2-(3,4-Dihydroxyphenyl)ethyl]phenyl]-3-(1,1-dimethylethyl)-2-hydroxy- α -oxo-benzeneacetamide.

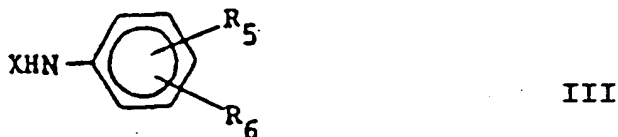
8. N-[4-[2-(3,4-Dihydroxyphenyl)ethyl]phenyl]-2-hydroxy-4-methoxybenzamide.

9. N-[4-[2-(3,4-Dihydroxyphenyl)ethyl]phenyl]-2-hydroxy-N,4-dimethylbenzamide.

10. A process for the preparation of compounds according to Claims 1 to 9 which comprises reacting a compound of general Formula II



wherein R_1 , b , and y are as defined above and R is lower alkyl or phenyl; with a compound of general Formula III

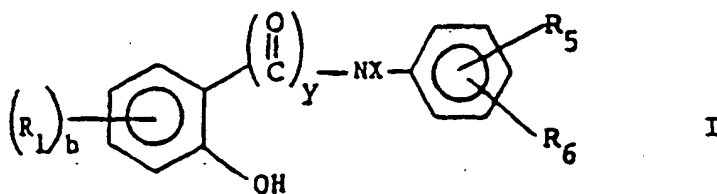


wherein X , R_5 , and R_6 are as defined above, to obtain the compound having the Formula I as defined above.

11. A pharmaceutical composition comprising a therapeutically effective amount of a compound according to Claims 1 to 9 for the treatment of allergies or immunoinflammatory conditions in mammals.

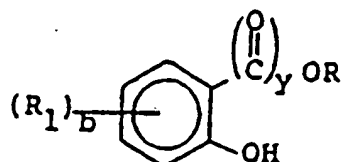
Claims for the following Contracting States: AT; ES; GR

1. A process for the preparation of a compound having the general Formula I

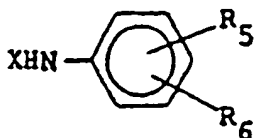


and pharmaceutically acceptable salts thereof, wherein y is one or two; b is zero, one, two, three, or four; R_1 is selected from a group consisting of alkyl of from one to four carbons, inclusive; alkoxy of from one to four carbons, inclusive; thioalkoxy of from one to four carbon atoms, inclusive; carboalkoxy of from two to four carbons, inclusive; alkanoyl of from one to four carbons; phenyl; hydroxy; halogen; hydrogen; nitro; amino; mono- and di-alkylamino having each alkyl the same or different and of from one to four carbons, inclusive; carbalkoxyamido, of from one to four carbons, inclusive; alkylsulfinyl of from one to four carbons, inclusive; alkylsulfonyl of from one to four carbons, inclusive; and where b is one, then R_1 may be $-(\text{CH}=\text{CH}-\text{CH}=\text{CH})$ -taken together with an adjacent ring carbon to form a benzo radical; R_5 is hydrogen; halogen; alkyl of from one to four carbons, inclusive; alkoxy of from one to four carbons, inclusive; carbalkoxy of from two

to four carbons, inclusive; hydroxy; halogen; or $-(CH=CH-CH=CH)-$ taken together with adjacent carbons to form a benzo radical; R_4 is alkyl of from six to twenty carbons, $-CH=CH-R_4$, $-(CH_2)_nCOR_4$, or $-(CH_2)_n-R_4$ wherein n is zero to four, inclusive; and R_4 is phenyl, unsubstituted or substituted at the two through six positions by lower alkoxy carbonyl; carboalkoxy, having alkoxy of from one to four carbons, inclusive; alkyl of from one to four carbons; alkoxy, or thioalkoxy of from one to four carbons, inclusive; phenalkoxy of from one to four carbons inclusive in the alkoxy group; amino, monoalkyl and dialkyl amino having the alkyl of from one to four carbons, inclusive; alkanoylamino of from two to six carbons, inclusive; carboxyl; benzo; halogen; hydroxy; alkylsiloxy of from one to four carbons, inclusive; hydroxyalkyl of from one to four carbons, inclusive; alkanoyl of from one to four carbons, inclusive; nitro, alkanesulfonamido of from one to four carbons, inclusive; X is hydrogen or lower alkyl of from one to four carbons, inclusive; which comprises reacting a compound of general Formula II



20 wherein R_1 , b , and y are as defined above and R is lower alkyl or phenyl; with a compound of general Formula III



30

wherein X , R_5 , and R_6 are as defined above, to obtain the compound having the Formula I as defined above.

2. A process according to Claim 1 for the preparation of compounds of general Formula 1 and pharmaceutically acceptable salts thereof, wherein y is one or two; b is zero, one, or two; R_1 is hydrogen, halogen, nitro, hydroxy, amino, phenyl, straight or branched chained alkyl of from one to four carbons, inclusive, alkoxy of from one to four carbons, inclusive, or $-(CH=CH-CH=CH)-$ taken together with adjacent ring carbons to form a benzo radical; R_2 is hydrogen or halogen; R_3 is halogen; alkyl of from six to twenty carbons; or $-(CH_2)_n-R_4$ wherein n is two; and R_4 is phenyl, unsubstituted or substituted at the two through six positions by halogen; hydroxy; phenyl; alkoxy of from one to four carbons, inclusive; carboxyl; alkylsiloxy of from one to four carbons, inclusive; benzyloxy; X is hydrogen or lower alkyl of from one to four carbons, inclusive.

3. A process according to Claim 1 for the preparation of N-[4-[2-(3,4-dimethoxyphenyl)ethyl]phenyl]-2-hydroxy- α -oxo-benzeneacetamide.

4. A process according to Claim 1 for the preparation of N-[4-[2-(3,4-dihydroxyphenyl)ethyl]phenyl]-2-hydroxy- α -oxo-benzeneacetamide.

5. A process according to Claim 1 for the preparation of N-[4-[2-(3,4-dihydroxyphenyl)ethyl]phenyl]-2-hydroxy-benzamide.

6. A process according to Claim 1 for the preparation of N-[4-[2-(3,4-dihydroxyphenyl)ethyl]phenyl]-2-hydroxy-4-methylbenzamide.

7. A process according to Claim 1 for the preparation of N-[4-[2-(3,4-dihydroxyphenyl)ethyl]phenyl]-3-(1,1-dimethylethyl)-2-hydroxy- α -oxo-benzeneacetamide.

8. A process according to Claim 1 for the preparation of N-[4-[2-(3,4-dihydroxyphenyl)ethyl]phenyl]-2-hydroxy-4-methoxybenzamide.

9. A process according to Claim 1 for the preparation of N-[4-[2-(3,4-dihydroxyphenyl)ethyl]phenyl]-2-hydroxy-N,4-dimethylbenzamide.



DOCUMENTS CONSIDERED TO BE RELEVANT			
Category	Citation of document with indication, where appropriate, of relevant passages	Relevant to claim	CLASSIFICATION OF THE APPLICATION (Int. Cl. 4)
X	US-A-3 646 199 (M. SCHEFFENBAUM et al.) * Claims *	1	C 07 C 103/76 C 07 C 103/78 C 07 C 103/80 A 61 K 31/165
X	--- CHEMICAL ABSTRACTS, vol. 84, no. 22, 31st May 1976, page 93, abstract no. 152204s, Columbus, Ohio, US; & JP-A-75 161 525 (FUJI PHOTO FILM CO., LTD) 27-12-1975	1	
X	--- CHEMICAL ABSTRACTS, vol. 76, no. 5, 31st January 1972, page 343, abstract no. 24952g, Columbus, Ohio, US; R.H. NEALEY et al.: "General method for preparation of N-substituted 1-hydroxy-2-naphthamides", & J. CHEM. ENG. DATA 1971, 16(4), 482-3	1	
X	--- CHEMICAL ABSTRACTS, vol. 86, no. 21, 23rd May 1977, page 440, abstract no. 155310a, Columbus, Ohio, US; N. KENJI et al.: "Preparation of the sodium salts of halogenated alkylsalicylanilidesulfonic acids and their antibacterial, antimold properties", & NIPPON KAGAKU KAISHI 1976, (12), 1899-903	1	
The present search report has been drawn up for all claims			
Place of search THE HAGUE		Date of completion of the search 06-01-1987	Examiner MOREAU J.M.
<p>CATEGORY OF CITED DOCUMENTS</p> <p>X : particularly relevant if taken alone Y : particularly relevant if combined with another document of the same category A : technological background O : non-written disclosure P : intermediate document</p> <p>T : theory or principle underlying the invention E : earlier patent document, but published on, or after the filing date D : document cited in the application L : document cited for other reasons & : member of the same patent family, corresponding document</p>			

EPO Form 1503 (01/87)

**This Page is Inserted by IFW Indexing and Scanning
Operations and is not part of the Official Record**

BEST AVAILABLE IMAGES

Defective images within this document are accurate representations of the original documents submitted by the applicant.

Defects in the images include but are not limited to the items checked:

- BLACK BORDERS**
- IMAGE CUT OFF AT TOP, BOTTOM OR SIDES**
- FADED TEXT OR DRAWING**
- BLURRED OR ILLEGIBLE TEXT OR DRAWING**
- SKEWED/SLANTED IMAGES**
- COLOR OR BLACK AND WHITE PHOTOGRAPHS**
- GRAY SCALE DOCUMENTS**
- LINES OR MARKS ON ORIGINAL DOCUMENT**
- REFERENCE(S) OR EXHIBIT(S) SUBMITTED ARE POOR QUALITY**
- OTHER: _____**

IMAGES ARE BEST AVAILABLE COPY.

As rescanning these documents will not correct the image problems checked, please do not report these problems to the IFW Image Problem Mailbox.